

Key Investor Information

This document provides you with key investor information about this fund. It is not marketing material. The information is required by law to help you understand the nature and the risks of investing in this fund. You are advised to read it so you can make an informed decision about whether to invest.

Allianz UK & European Investment Funds - Allianz Gilt Yield Fund Share Class I (Income) (GBP)

Managed by Allianz Global Investors GmbH, part of Allianz Global Investors

ISIN: GB0031383390



Objectives and Investment Policy

The objective of the Fund is to maximise total return primarily through investment in UK Government Securities. Investors should be aware that the Fund's capital is at risk and there is no guarantee that the Fund will achieve its investment objective over any particular period or at all.

We may invest in gilts, overseas government bonds, government guaranteed bonds, supranational bonds, deposits, money market instruments, derivatives, collective investment schemes. At least 80% of the Fund's value will be invested in gilts. Up to 20% of the Fund's value may be invested in Sterling denominated (or hedged back to Sterling) debt securities, which are not issued by, but with a rating the same or higher than that of, the UK Government.

The Fund may use derivative instruments such as futures, options, options on swaps and swap agreements (e.g. interest rate swaps). The Fund may use the derivative instruments listed above for hedging purposes and/or for investment purposes.

Benchmark of the fund is FTSE Actuaries UK Conventional Gilts All Stocks.

You may redeem shares of the fund usually on each business day by 12:00.

We usually distribute the income of the fund on a semiannual basis.

Recommendation: this fund may not be appropriate for investors who plan to withdraw their money within 3 years.

Risk and Reward Profile



This risk and reward indicator is based on past performance data. It may not be a reliable indication of the future risk profile of the fund.

The categorisation of the fund is not guaranteed and may change in the future.

Even the lowest category 1 does not mean a risk-free investment.

Why is the fund in this category?

Funds of category 4 have shown in the past a medium volatility. The volatility describes how much the value of the fund went up and down in the past. The units of a fund of category 4 might be subject to medium price fluctuations based on the historical volatilities observed.

We may invest directly or indirectly a significant portion of the fund into bonds or money markets instruments. If the issuer may fall into insolvency or may suffer economical problems the interest and/or the capital of these assets may not or may not be completely paid and/or the price of the assets may drop.

Charges

These charges are used to pay the costs of running the fund, including the costs of marketing and selling. They reduce the potential growth of your investment.

One-off charges deducted before or after you invest

Entry Charge	0.00%
Exit Charge	0.00%

This is the maximum charge that might be taken out of your money before it is invested or before the proceeds of your investments are paid out.

Charges taken from the fund over a year

Ongoing Charges	0.32%
-----------------	-------

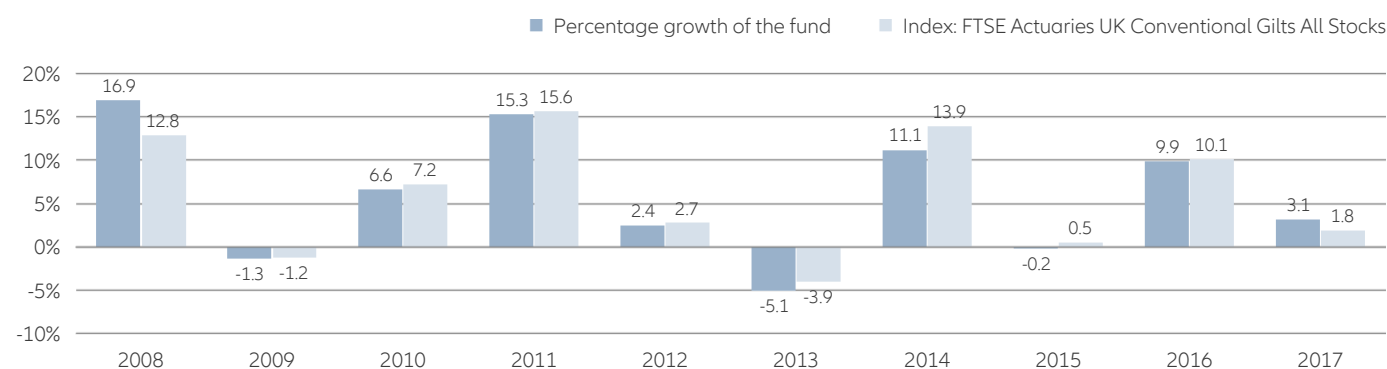
The entry and exit charges shown are maximum figures. In some cases you might pay less – you can find actual entry and exit charges from your financial adviser.

The ongoing charges shown are based on the fund's last financial year ending 31.08.2017. It may vary from year to year. It does not include transaction costs incurred when we buy or sell assets for the fund.

A dilution levy may be charged on purchases and redemptions of shares to protect the remaining investors against the costs incurred by the fund in buying or redeeming its investments. This levy may be charged where the fund is experiencing large levels of net purchases/redemptions and on "large deals" (i.e. deals of 2% or more of the value of the fund). The amount of any such dilution levy is calculated by reference to the estimated costs of dealing in the underlying investments using the rates calculated for the preceding quarter.

You will find more details about the calculation of the charges in the prospectus.

Past Performance



Past performance is not a reliable guide to future performance.

The past performance shown here takes account of all charges and costs with the exception of the entry and exit charge.

The fund was launched in 2002.

The performance of the fund is calculated in GBP.

Practical Information

Allianz UK & European Investment Funds has a number of different Funds. The assets and liabilities of each Fund are segregated by law.

Depository: State Street Trustees Limited.

You may obtain free of charge the prospectus, the latest annual and semi-annual reports in English from Allianz Global Investors GmbH, 199 Bishopsgate, London EC2M 3TY, United Kingdom or at <https://uk.allianzgi.com>.

The unit prices as well as further information on the fund (including other shareclasses of the fund) are available online at <https://uk.allianzgi.com>.

Information on the current remuneration policy, including a description of the calculation methods for remuneration and benefits awarded to certain groups of employees, and details of the persons responsible for awarding such allocations, is available at <https://regulatory.allianzgi.com> and as a paper copy upon request, without charge.

The fund is subject to tax laws and regulations in the UK. This might have an impact on your personal tax position. For further details, please speak to your tax advisor.

Allianz Global Investors GmbH may be held liable solely on the basis of any statement contained in this document that is misleading, inaccurate or inconsistent with the relevant parts of the prospectus for the fund.

This fund is authorised in the UK and regulated by The Financial Conduct Authority. Allianz Global Investors GmbH is authorised in Germany as a UCITS investment management company and as an AIF investment management company, subject to the provisions of the Investment Code (Kapitalanlagegesetzbuch - KAGB), and is regulated by the Bundesanstalt für Finanzdienstleistungsaufsicht (BaFin). Allianz Global Investors GmbH has established a branch in the United Kingdom - Allianz Global Investors GmbH, UK branch - which is subject to limited regulation by the Financial Conduct Authority.

The key investor information is accurate as at 13.07.2018.

Key Investor Information



This document provides you with key investor information about this fund. It is not marketing material. The information is required by law to help you understand the nature and the risks of investing in this fund. You are advised to read it so you can make an informed decision about whether to invest.

Baillie Gifford American Fund - Class B Shares

Accumulation Shares - ISIN GB0006061963 (also representative of Income Shares ISIN GB0006061856)

This Fund is a sub-fund of Baillie Gifford Overseas Growth Funds ICVC which is an Investment Company with Variable Capital. Baillie Gifford & Co Limited is the Authorised Corporate Director of the Fund and is wholly owned by Baillie Gifford & Co.

Objectives and investment policy

Objective

- The Fund aims to produce capital growth over the long term.

Policy

- To invest in any economic sector, either directly or indirectly, of the United States of America.
- Investment will be mainly in shares of companies.
- The Fund will be concentrated.

Other Information

- You can sell some or all of your shares on any business day in the United Kingdom by contacting our Dealing Department by phone or post. Where properly completed documentation is received by post, shares will be sold at the next valuation point following receipt of the instruction.
- For Accumulation shares income will be re-invested. No further shares will be purchased but the reinvestment will be reflected in the price of your existing accumulation shares. You are, however, deemed to have received the income for tax purposes.
- For Income shares any income due to you will be paid into your bank or building society account, paid on the dates specified in the Prospectus.
- For further explanation and information see the investment objective and policy section of the Prospectus, which is available by contacting us.
- Recommendation: this Fund may not be appropriate for investors who plan to withdraw their money within five years.

Risk and reward profile

The Risk and Reward Indicator table demonstrates where the Fund ranks in terms of its potential risk and reward. The higher the rank the greater the potential reward but the greater the risk of losing money. It is based on past data, may change over time and may not be a reliable indication of the future risk profile of the Fund. The shaded area in the table below shows the Fund's ranking on the Risk and Reward Indicator.

Typically lower rewards,
lower risk

Typically higher rewards,
higher risk



- Please note that even the lowest risk class can lose you money and that extreme adverse market circumstances can mean you suffer severe losses in all cases.
- The Fund is classified in the category above because it invests in company shares which generally provide higher rewards and higher risks than other investments such as bonds or cash.
- The indicator does not take into account the following relevant material risks:
 - Investment markets can go down as well as up and market conditions can change rapidly. The value of an investment in the Fund, and any income from it, can fall as well as rise and you may not get back the amount invested.
 - The Fund has exposure to foreign currencies and changes in the rates of exchange will cause the value of any investment, and income from it, to fall as well as rise and you may not get back the amount invested.
 - Custody of assets involves a risk of loss if the custodian becomes insolvent or breaches duties of care.
 - The Fund's concentrated portfolio and long-term approach to investment may result in large movements in the share price.
 - The Fund's exposure to a single market and currency may increase share price movements.
 - Where possible, charges are taken from the Fund's revenue. Where there is insufficient revenue, the remainder will be taken from capital. This will reduce the capital value of the Fund.
 - The result of the UK Referendum on membership of the European Union introduces elements of political uncertainty and may have practical consequences for the Fund. Developments will be closely monitored.

Charges

The charges you pay are used to pay the costs of running the Fund, including the costs of marketing and distributing it. These charges reduce the potential growth of your investment.

One-off charges taken before or after you invest

Entry charge	0.00%
Exit charge	0.00%

These are the maximum charges that we might take out of your money before it is invested and before we pay out the sale proceeds of your investment. In some cases, you might pay less and you should speak to your financial adviser about this.

Charges taken from the Fund over a year

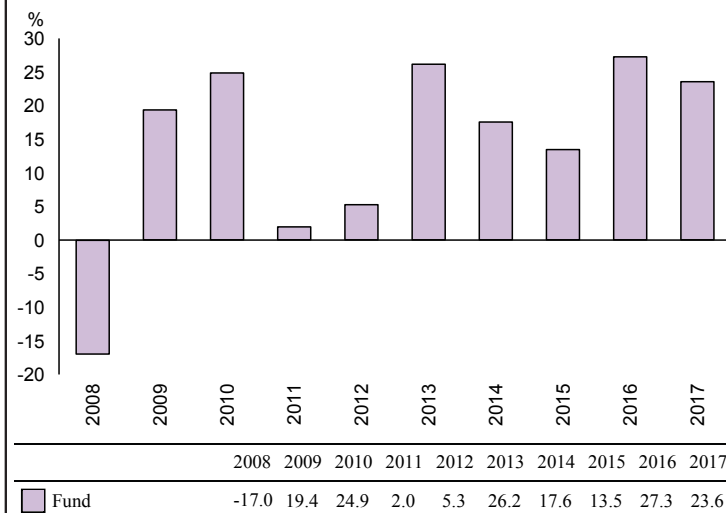
Ongoing charges	0.52%
-----------------	-------

Charges taken from the Fund under specific conditions

Performance fee	NONE
-----------------	------

- For the ongoing charges, the figure is for Accumulation shares and is estimated due to a change in the annual management fee. The ongoing charges figure may vary from year to year and will exclude the costs of buying or selling assets for the Fund (unless these assets are shares of another fund).
- The Fund's annual report for each financial year will include detail on the exact charges made.
- You can find further details about the charges in Part 5 of the Prospectus.

Past performance



Source: FE 2018

- You should be aware that past performance is not a guide to future performance.
- Fund launch date: 31/07/1997.
- Share/unit class launch date: 28/03/2002.
- Performance is calculated in GBP.
- Performance is for Accumulation shares.
- Performance reflects the annual charge but excludes any initial charge paid.
- Performance figures are to 31 December each year.

Practical information

- The Fund's Depository is NatWest Trustee & Depository Services Limited.
- This document describes only one share class and other share classes are available. Further information on the Fund, the Prospectus and the latest annual and interim reports are available from Baillie Gifford or by visiting the website at www.bailliegifford.com. The remuneration policy, which includes details of (a) how remuneration and benefits are calculated and (b) the committee responsible for approving all remuneration policies within the firm, is also at the website address noted. All such documents are available in English, on paper and are free of charge on request.
- This Key Investor Information Document describes the Baillie Gifford American Fund only. The Prospectus and the annual and interim reports and accounts are prepared for the whole ICVC.
- The Baillie Gifford American Fund is a sub-fund of Baillie Gifford Overseas Growth Funds ICVC. The assets of the Fund are segregated from other sub-funds in the ICVC. This means that the assets of one sub-fund should not be used to meet the liabilities of another sub-fund.
- You can also find other information, including the Fund's latest prices, on our website.
- Tax laws in the United Kingdom may have an impact on your own tax position.
- You may at any time switch all or some of your shares in the Fund for shares in any fund of any of the Baillie Gifford ICVC(s).
- Baillie Gifford & Co Limited may be held liable solely on the basis of any statement contained in this document that is misleading, inaccurate or inconsistent with the relevant parts of the Prospectus for the Fund.
- To contact us please call Client Relations on 0800 917 2113 (fax 0131 275 3955), visit our website at www.bailliegifford.com or email us at trusenquiries@bailliegifford.com.
- Your call may be recorded for training or monitoring purposes.

Key Investor Information



This document provides you with key investor information about this fund. It is not marketing material. The information is required by law to help you understand the nature and the risks of investing in this fund. You are advised to read it so you can make an informed decision about whether to invest.

Baillie Gifford Japanese Fund - Class B Shares

Accumulation Shares - ISIN GB0006011133 (also representative of Income Shares ISIN GB0006010945)

This Fund is a sub-fund of Baillie Gifford Overseas Growth Funds ICVC which is an Investment Company with Variable Capital. Baillie Gifford & Co Limited is the Authorised Corporate Director of the Fund and is wholly owned by Baillie Gifford & Co.

Objectives and investment policy

Objective

- The Fund aims to produce attractive capital growth over the long term.

Policy

- To invest in any economic sector in Japan.
- Investment will be mainly in shares of companies.

Other Information

- You can sell some or all of your shares on any business day in the United Kingdom by contacting our Dealing Department by phone or post. Where properly completed documentation is received by post, shares will be sold at the next valuation point following receipt of the instruction.
- For Accumulation shares income will be re-invested. No further shares will be purchased but the reinvestment will be reflected in the price of your existing accumulation shares. You are, however, deemed to have received the income for tax purposes.
- For Income shares any income due to you will be paid into your bank or building society account, paid on the dates specified in the Prospectus.
- For further explanation and information see the investment objective and policy section of the Prospectus, which is available by contacting us.
- Recommendation: this Fund may not be appropriate for investors who plan to withdraw their money within five years.

Risk and reward profile

The Risk and Reward Indicator table demonstrates where the Fund ranks in terms of its potential risk and reward. The higher the rank the greater the potential reward but the greater the risk of losing money. It is based on past data, may change over time and may not be a reliable indication of the future risk profile of the Fund. The shaded area in the table below shows the Fund's ranking on the Risk and Reward Indicator.

Typically lower rewards,
lower risk

Typically higher rewards,
higher risk



- Please note that even the lowest risk class can lose you money and that extreme adverse market circumstances can mean you suffer severe losses in all cases.
- The Fund is classified in the category above because it invests in company shares which generally provide higher rewards and higher risks than other investments such as bonds or cash.
- The indicator does not take into account the following relevant material risks:
 - Investment markets can go down as well as up and market conditions can change rapidly. The value of an investment in the Fund, and any income from it, can fall as well as rise and you may not get back the amount invested.
 - The Fund has exposure to foreign currencies and changes in the rates of exchange will cause the value of any investment, and income from it, to fall as well as rise and you may not get back the amount invested.
 - Custody of assets involves a risk of loss if the custodian becomes insolvent or breaches duties of care.
 - The Fund's exposure to a single market and currency may increase share price movements.
 - Where possible, charges are taken from the Fund's revenue. Where there is insufficient revenue, the remainder will be taken from capital. This will reduce the capital value of the Fund.
 - The result of the UK Referendum on membership of the European Union introduces elements of political uncertainty and may have practical consequences for the Fund. Developments will be closely monitored.

Charges

The charges you pay are used to pay the costs of running the Fund, including the costs of marketing and distributing it. These charges reduce the potential growth of your investment.

One-off charges taken before or after you invest

Entry charge	0.00%
Exit charge	0.00%

These are the maximum charges that we might take out of your money before it is invested and before we pay out the sale proceeds of your investment. In some cases, you might pay less and you should speak to your financial adviser about this.

Charges taken from the Fund over a year

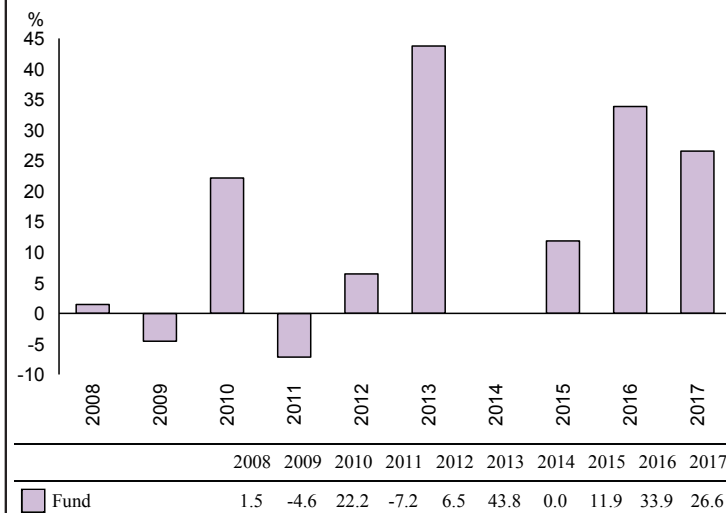
Ongoing charges	0.63%
-----------------	-------

Charges taken from the Fund under specific conditions

Performance fee	NONE
-----------------	------

- For the ongoing charges, the figure is for Accumulation shares and is estimated due to a reduction in the annual management fee. The ongoing charges figure may vary from year to year and will exclude the costs of buying or selling assets for the Fund (unless these assets are shares of another fund).
- The Fund's annual report for each financial year will include detail on the exact charges made.
- You can find further details about the charges in Part 5 of the Prospectus.

Past performance



Source: FE 2018

- You should be aware that past performance is not a guide to future performance.
- Fund launch date: 08/10/1984.
- Share/unit class launch date: 02/08/1999.
- Performance is calculated in GBP.
- Performance is for Accumulation shares.
- Performance reflects the annual charge but excludes any initial charge paid.
- Performance figures are to 31 December each year.

Practical information

- The Fund's Depository is NatWest Trustee & Depository Services Limited.
- This document describes only one share class and other share classes are available. Further information on the Fund, the Prospectus and the latest annual and interim reports are available from Baillie Gifford or by visiting the website at www.bailliegifford.com. The remuneration policy, which includes details of (a) how remuneration and benefits are calculated and (b) the committee responsible for approving all remuneration policies within the firm, is also at the website address noted. All such documents are available in English, on paper and are free of charge on request.
- This Key Investor Information Document describes the Baillie Gifford Japanese Fund only. The Prospectus and the annual and interim reports and accounts are prepared for the whole ICVC.
- The Baillie Gifford Japanese Fund is a sub-fund of Baillie Gifford Overseas Growth Funds ICVC. The assets of the Fund are segregated from other sub-funds in the ICVC. This means that the assets of one sub-fund should not be used to meet the liabilities of another sub-fund.
- You can also find other information, including the Fund's latest prices, on our website.
- Tax laws in the United Kingdom may have an impact on your own tax position.
- You may at any time switch all or some of your shares in the Fund for shares in any fund of any of the Baillie Gifford ICVC(s).
- Baillie Gifford & Co Limited may be held liable solely on the basis of any statement contained in this document that is misleading, inaccurate or inconsistent with the relevant parts of the Prospectus for the Fund.
- To contact us please call Client Relations on 0800 917 2113 (fax 0131 275 3955), visit our website at www.bailliegifford.com or email us at trustenquiries@bailliegifford.com.
- Your call may be recorded for training or monitoring purposes.

Key Investor Information

DODGE & COX
WORLDWIDE FUNDS

This document provides you with key investor information about this fund. It is not marketing material. The information is required by law to help you understand the nature and the risks of investing in this fund. You are advised to read it so you can make an informed decision about whether to invest.

Dodge & Cox Worldwide Funds plc – U.S. Stock Fund

GBP Accumulating Class

A sub-fund of Dodge & Cox Worldwide Funds plc

ISIN: IE00B50M4X14

SEDOL: B50M4X1

CUSIP: G2800S174

OBJECTIVES AND INVESTMENT POLICY

The fund seeks long-term growth of principal and income.

The Fund invests primarily in a diversified portfolio of U.S. equity securities. Under normal circumstances, the Fund will invest at least 80% of its total assets in common stocks, preferred stocks, securities convertible into common stocks and securities that carry the right to buy common stocks, including depositary receipts evidencing ownership of common stocks. The Fund may also purchase other types of securities, for example, preferred stocks, and debt securities which are convertible into common stock. The Fund may invest up to 10% of its total assets in U.S. dollar-denominated securities of non-U.S. issuers traded in the United States that are not in the S&P 500.

In selecting investments, the Fund invests primarily in companies that, in Dodge & Cox's opinion, appear to be temporarily undervalued by the stock market but have a favourable outlook for long-term growth. The Fund focuses on the underlying financial condition and prospects of individual companies, including future earnings, cash flow, and dividends. Various other factors, including financial strength, economic condition, competitive advantage,

quality of the business franchise, and the reputation, experience, and competence of a company's management are weighed against valuation in selecting individual securities. The Fund typically invests in medium-to-large well established companies based on standards of the applicable market. The fund may use derivatives to manage risk and help meet the fund's objective. A derivative is a financial instrument whose value is based on the performance of another financial asset, index, or investment. The fund may invest in other types of eligible investments which are disclosed in the fund's prospectus.

The base currency of the fund is U.S. dollars; your shares are denominated in pound sterling.

You may sell your shares on each day when banks in Ireland are open for normal business and the New York Stock Exchange is open for trading.

Dividend income will be reinvested in the fund and will not be distributed to you.

Recommendation: this fund may not be appropriate for investors who plan to withdraw their money within a short period of time.

RISK AND REWARD PROFILE

◀ Lower Risk				Higher Risk ▶		
◀ Typically Lower Rewards				Typically Higher Rewards ▶		
1	2	3	4	5	6	7

This risk and reward indicator is designed to provide you with a measure of the price movement of this share class based on historical data over the past five years.

The indicator may not be a reliable indication of the future risk profile of the fund. The risk category shown is not guaranteed to remain unchanged and may shift over time.

The lowest category does not mean a risk-free investment.

This share class of the fund is in category 5 because the fund invests mainly in equity and equity-related securities of companies. Such securities have historically been subject to significant price movements that may occur suddenly due to market or company-specific factors. As a result, the performance of the fund can fluctuate significantly over relatively short time periods.

The fund may also be exposed to other material risks that the risk indicator does not adequately capture. These may include:

- *Currency risk*: the risk of loss arising from exchange-rate fluctuations; and
- *Liquidity risk*: the risk that the fund may not be able to purchase or sell a security in a timely manner or at desired prices or achieve its desired weighting in a security.
- *Derivatives risk*: investment in derivatives may create leverage and may cause the fund to lose as much as or more than the amount invested.

More information on the risks of investing in this fund can be found in the fund's prospectus in the sections titled "Investment Risks and Special Considerations" and "Characteristics and Risks of Securities and Investment Techniques".

CHARGES

The charges you pay are used to pay the costs of running the fund, including the costs of marketing and distributing it. These charges reduce the potential growth of your investment.

One-off charges taken before or after you invest

Entry charge	None
Exit charge	None

This is the maximum that might be taken out of your money before it is invested or before the proceeds of your investment are paid out.

Charges taken from the fund over a year

Ongoing charges	0.63%
-----------------	-------

Charges taken from the fund under certain specific conditions

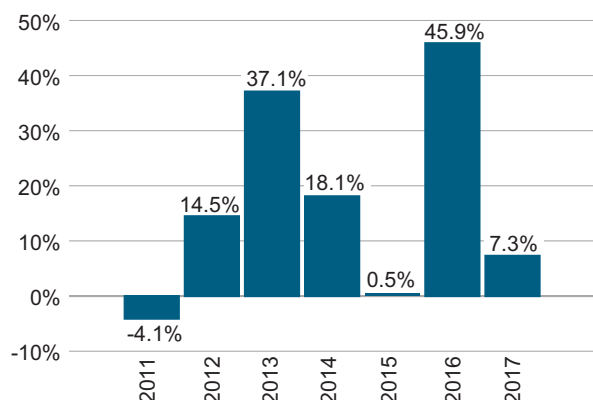
Performance fee	None
-----------------	------

The fund charges no entry or exit charges.

The ongoing charges shown are estimated and may vary from year to year. The figure does not include portfolio transaction costs and reflects a voluntary waiver by the investment manager of its investment management fee and/or out-of-pocket expenses, which may be discontinued at any time with 30 days notice to shareholders.

For more information about charges, please see the “Fees and Expenses” section of the fund’s prospectus.

PAST PERFORMANCE



- Past performance is not a reliable guide to future performance.
- The past performance shown here takes account of all charges and costs.
- Performance is calculated in the currency of the present share class.
- The fund and the present share class were launched in 2010.

PRACTICAL INFORMATION

The fund’s Depository is State Street Custodial Services (Ireland) Limited.

Further information on this fund including copies of the prospectus and the latest annual and half-yearly reports in English may be obtained free of charge online at dodgeandcoxworldwide.com/prospectus.asp or from the registered office of Dodge & Cox Worldwide Funds plc at 78 Sir John Rogerson’s Quay, Dublin 2, Ireland. Telephone: +353 1 242 5411.

The latest share price and further information on the fund (including other share classes of the fund) are available online at dodgeandcoxworldwide.com.

The fund is subject to tax laws and regulations in Ireland. This might have an impact on your personal tax position. For further details, please speak to your tax advisor.

The current remuneration policy of the fund, including a description of how remuneration and benefits are calculated and the identity of persons responsible for awarding the remuneration and benefits, is available at dodgeandcoxworldwide.com/fundinfo.asp. A paper copy of the policy is available free of charge upon request.

Dodge & Cox Worldwide Funds plc may be held liable solely on the basis of any statement contained in this document that is misleading, inaccurate, or inconsistent with the relevant parts of the prospectus for the fund.

The fund is a sub-fund of Dodge & Cox Worldwide Funds plc (the “umbrella fund”). The assets and liabilities of each sub-fund are segregated from other sub-funds of the umbrella fund. This document is specific to the fund and share class stated at the beginning of the document. The prospectus and the reports refer to all sub-funds of the umbrella fund. You may switch into shares of another sub-fund of the umbrella fund without charge.

Global Property Fund

Accumulation C GB00B84L7Q94

A sub-fund of **HSBC OpenFunds**, an open ended investment company ("OEIC"), managed by HSBC Global Asset Management (UK) Limited.

Objectives and investment policy

- ▶ To provide long term capital growth.
- ▶ To invest predominantly in property securities and property related securities and collective investment schemes that, in turn, invest directly or indirectly in property, unlisted property and listed property securities. There will be no geographical restrictions.
- ▶ The Fund may invest in other collective investment schemes managed or operated by the ACD or an associate of the ACD or managed by a third party fund provider.
- ▶ The Fund may also invest directly in other types of transferable securities, money market instruments, deposits, cash and near cash and may use derivatives for the purposes of hedging and tactical asset allocation on a short or long term basis.
- ▶ The Fund can use borrowing and may also use a technique known as efficient portfolio management which aims to reduce risk or cost to the Fund in circumstances where this is likely to be of benefit.
- ▶ The Fund may use derivatives (financial instruments whose value is based on an underlying asset) to seek to offset against movements in currency exchange rates and falls in asset values. Derivatives may also be used to efficiently manage the Fund with the aim of reducing the risk associated with changes to prices within the market, reducing cost or to managing cash in the short term. The Fund may use derivatives in the future for investment purposes, on giving 60 days notice to Shareholders. It is not intended that the use of derivatives would raise the overall risk profile of the Fund.
- ▶ Income is rolled up into the value of your investment.
- ▶ You may sell your investment on any business day by contacting the administrator before the dealing deadline at 12pm.
- ▶ Recommendation: this fund may not be appropriate for investors who plan to withdraw their money within a period of at least 5 years.

Risk and reward profile

Lower risk ← Higher risk
Typically lower rewards ← Typically higher rewards

1	2	3	4	5	6	7
---	---	---	---	---	---	---

More about this rating

The rating is based on price volatility over the last five years, and is an indicator of absolute risk. Historical data may not be a reliable indication for the future. The value of an investment, and any income from it, may fall as well as rise, and you may not get back the amount you originally invested. The rating is not guaranteed to remain unchanged and the categorisation may shift over time. The lowest rating does not mean a risk-free investment.

Why is this fund in category 4?

Equity prices tend to fluctuate more than other asset classes as investors directly participate in underlying companies and their earnings. Real estate volatility can be greater than other market sectors as it is linked to progressive cycles in property markets.

Material risks not adequately captured by the risk rating above

- ▶ **Third-party risk** Governance of underlying assets remains the responsibility of third-party managers. Regular assessment is undertaken for third-party manager approval.
- ▶ **Liquidity risk** Liquidity is a measure of how easily an investment can be converted to cash without a loss of capital and/or income in the process. The value of assets may be significantly impacted by liquidity risk during adverse market conditions.
- ▶ **Exchange rate risk** Investing in assets denominated in a currency other than that of the investor's own currency perspective exposes the value of the investment to exchange rate fluctuations.
- ▶ **Concentration risk** Funds with a narrow or concentrated investment strategy may experience higher risk and return fluctuations and lower liquidity than funds with a broader portfolio.
- ▶ **Real estate risk** Property can be difficult to buy and/or sell quickly and the Fund Manager of underlying investments may apply a deferral on redemption requests. The value of property is generally a matter of the valuer's opinion rather than fact.
- ▶ **Derivative risk** The value of derivative contracts is dependent upon the performance of an underlying asset. A small movement in the value of the underlying can cause a large movement in the value of the derivative. Unlike exchange traded derivatives, over-the-counter (OTC) derivatives have credit risk associated with the counterparty or institution facilitating the trade.
- ▶ **Operational risk** The main risks are related to systems and process failures. Investment processes are overseen by independent risk functions which are subject to independent audit and supervised by regulators.

Charges for this fund

The charges you pay are used to pay the running costs of the fund, including the marketing and distribution costs. These charges reduce the potential growth of the investment.

One-off charges taken before or after you invest	
Entry charge	0.00%
Exit charge	0.00%
Charges taken from the fund over a year	
Ongoing charge	1.23%
Charges taken from the fund under certain specific conditions	
Performance fee	None

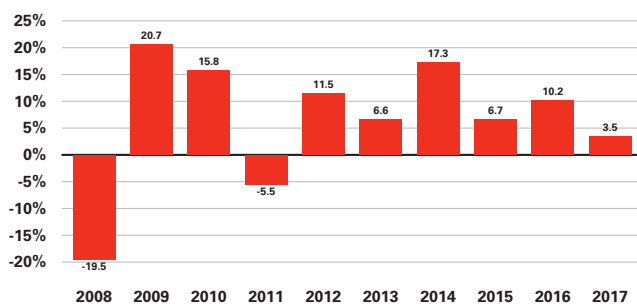
The Entry and Exit charges shown are the maximum that may be charged. In some cases you may pay less. You can obtain the actual charges from your financial adviser.

A switching fee may be applied up to the amount of the entry charge shown if you switch your shares into this share class of this Fund.

The ongoing charges figure is based on last year's expenses for the year ending 15/10/2017. Charges may vary from year to year.

The ongoing charges figure above does not include portfolio transaction costs (the cost of buying and selling the underlying assets in the Fund). Further information on Charges can be found in the Fees and Expenses section of the full Prospectus.

Past performance



■ Fund

Past performance is not a guide to future performance; the value of your investment and any income from it can go down as well as up. The past performance of this share class is calculated in GBP.

Performance returns are based on the net asset value with distributable income reinvested. Past performance takes account of all ongoing charges, but not entry and exit charges.

The fund was launched on 26/11/2007.

Performance returns prior to the first share class price date of 03/09/2012 have been simulated using the track record of an older share class.

Practical information

Depository

State Street Trustees Limited, Quartermile 3, 10 Nightingale Way, Edinburgh EH3 9EG.

Further information

Further information about the OEIC including the latest Prospectus, latest published prices of shares, annual report and half yearly report may be obtained free of charge, in English, from the administrator, HSBC Global Asset Management (UK) Limited, PO Box 3733, Royal Wootton Bassett, Swindon SN4 4BG or by visiting www.assetmanagement.hsbc.com. The Remuneration Policy of the Authorised Corporate Director, which describes how remuneration and benefits are determined and awarded, is available at www.assetmanagement.hsbc.com (please select "About Us" then "Governance") or on request from the Administrator. The most recent Prospectus is available in English. This document describes a single share class of the OEIC. The Prospectus, annual and half yearly reports are prepared for the entire OEIC.

Share classes

Other share classes are available, as detailed in the Prospectus. It is possible to convert your shares into a different share class or switch your shares into a different Fund within the OEIC. Details of how to do this are in the Prospectus (please note an initial charge may apply).

Tax

UK tax legislation may have an impact on your personal position.

Allocation of Assets and Liabilities

The OEIC is an umbrella investment company with segregated liability between Funds. This means that the holdings of one Fund are kept separate from the holdings of the other Funds and your investment in the Fund cannot be used to pay the liabilities of any other Fund.

Authorisations

The Fund is authorised in the United Kingdom and regulated by the Financial Conduct Authority. HSBC Global Asset Management (UK) Limited is authorised in the United Kingdom and regulated by the Financial Conduct Authority.

Publication date

This key investor information is accurate as at 19 February 2018.



Key Investor Information

This document provides you with key investor information about this Fund. It is not marketing material. The information is required by law to help you understand the nature and the risks of investing in this Fund. You are advised to read it so you can make an informed decision about whether to invest.


Invesco European Equity Fund (UK) (the "Fund") A sub-fund of Invesco European Investment Series ICVC (the "Company") Z Accumulation share class (ISIN: GB00B8N44J10) (the "Share Class")

The Fund is managed by Invesco Fund Managers Limited, part of the Invesco Group.

Objectives and Investment Policy

- The objective of the Fund is to achieve capital growth.
- The Fund invests primarily in shares of Continental European companies.
- The Fund may use derivatives (complex instruments) to manage the Fund more efficiently, with the aim of reducing risk, minimising costs and/or generating additional capital or income.
- The Fund is actively managed within its objectives and is not constrained by a benchmark.
- The reference to (UK) in the Fund name only relates to the Fund's domicile and is unrelated to the Fund's objectives and investment policy.
- You can buy, sell and switch shares in the Fund on any UK business day.
- Any income from your investment will be reinvested.
- Recommendation: The Fund may not be appropriate if you plan to withdraw your money within 5 years.

Risk and Reward Profile



- The Share Class is in risk category 6 due to the rises and falls of its price or simulated data in the past.
- As the Share Class' risk category has been calculated using historical data, it may not be a reliable indication of the Share Class' future risk profile.
- The risk category may change in the future and is not guaranteed.
- The lowest category does not mean a risk free investment.

Other Risks

- The value of investments and any income will fluctuate (this may partly be the result of exchange rate fluctuations) and you may not get back the full amount invested. Over time, inflation may erode the value of investments.
- The Fund may use derivatives (complex instruments) in an attempt to reduce the overall risk of its investments, reduce the costs of investing and/or generate additional capital or income, although this may not be achieved. The use of such complex instruments may result in greater fluctuations of the value of the Fund. The Manager, however, will ensure that the use of derivatives within the Fund does not materially alter the overall risk profile of the Fund.
- The Fund's performance may be adversely affected by variations in the relative strength of world currencies or if Sterling strengthens against those currencies.
- A more detailed description of risk factors that apply to this Fund is set out in Section 30 of the Prospectus.

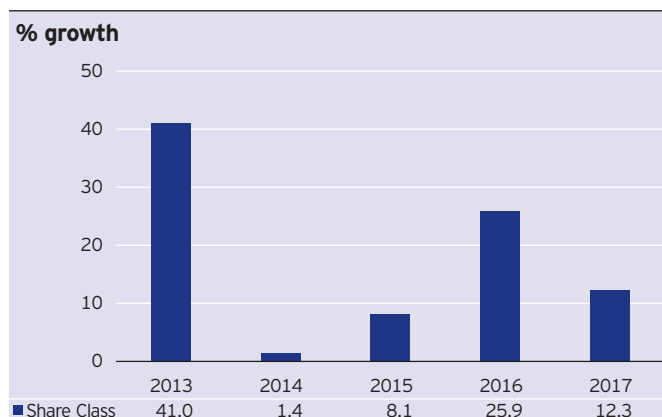
Charges

The charges you pay are used to pay the costs of running the Fund, including the costs of marketing and distributing it. These charges reduce the potential growth of your investment.

One-off charges taken before or after you invest	
Entry charge	None
Exit charge	None
Any charges shown above are the maximum that might be taken out of your money before it is invested.	
Charges taken from the Share Class over a year	
Ongoing charge	0.93%
Charges taken from the Share Class under certain specific conditions	
Performance fee	None

- The ongoing charge figure is based on a fixed, all-inclusive fee. The figure excludes portfolio transaction costs.
- For more information about charges please see Appendix 1 of the Prospectus.

Past Performance



- Fund launch date: 18 January 1986.
- Share Class launch date: 12 November 2012.
- The base currency of the Fund is Sterling.
- Performance figures are calculated in Sterling.
- Performance figures are calculated inclusive of reinvested income and net of the ongoing charge and portfolio transaction costs.
- Past performance is not a guide to future returns.

Practical Information

- Depositary: Citibank Europe plc, UK Branch.
- The UK tax regime may have an impact on your personal tax position.
- Invesco Fund Managers Limited may be held liable solely on the basis of any statement contained in this document that is misleading, inaccurate or inconsistent with the relevant parts of the Prospectus.
- The Company is structured by having different sub-funds. The assets and liabilities of each sub-fund are segregated by UK Law. As a consequence the assets of the Fund will not be available to meet the liabilities of another sub-fund within the Company.
- You are entitled to switch from this Fund to another fund within the Invesco ICVC fund range on request.
- More share classes are available for this Fund. You can find more information on our website.
- You can check the latest price for this Share Class on our website.
- Information on our remuneration policy is available on our website and can be obtained, free of charge, upon request.
- Further details can be found in the Prospectus and the Annual and Interim Reports, which can be obtained in English, free of charge, from www.invesco.co.uk or by calling us on 0800 085 8677.

This Fund is authorised in the United Kingdom and regulated by the Financial Conduct Authority. Invesco Fund Managers Limited is authorised in the United Kingdom and regulated by the Financial Conduct Authority. This Key Investor Information is accurate as at 01 October 2018.

Key Investor Information

This document provides you with key investor information about this fund. It is not marketing material. The information is required by law to help you understand the nature and the risks of investing in this fund. You are advised to read it so you can make an informed decision about whether to invest.

Marlborough UK Micro-Cap Growth Fund Class P Units

(ISIN Accumulation GB00B8F8YX59)

This fund is managed by Marlborough Fund Managers Ltd

Objectives and Investment Policy

The Marlborough UK Micro-Cap Growth Fund aims to provide a total return* of capital and income in excess of that achieved by the FTSE Small Cap Index (excluding investment companies) over the medium to long term.

The Scheme will be actively managed on a total return basis investing primarily in UK companies having a market capitalisation of £250m or less at the time of purchase. A considerable proportion of the portfolio will be invested in smaller companies with a market capitalisation of less than £150m at the time of purchase.

At times it may be appropriate for the Scheme not to be fully invested but to hold cash and near cash.

The Scheme may also invest in other transferable securities, including but not limited to, warrants and government and public securities and units in collective investment schemes.

The Scheme is permitted to invest in derivatives and forward

transactions for the purposes of hedging only.

The Investment Adviser to the fund decides which investments to buy and when within the constraints of the objectives and policy. The fund is not constrained by a benchmark.


The Marlborough UK Micro-Cap Growth Fund does not pay income. Instead, any income received by the fund is reinvested back into the fund.

You can sell all or part of your investment on a daily basis subject to the minimum holding requirements.

In addition to the charges set out in the charges section, the fund will incur transaction costs which are paid from the assets of the fund.

*Investors should be aware that there is no guarantee that this objective will be achieved over this (or any) time period and your capital is in fact at risk.

Risk and Reward Profile



The risk and reward indicator above aims to provide you with an indication of the overall risk and reward profile of the fund. It is calculated based on the volatility of the fund using weekly historic returns over the last five years. If five years data is not available for a fund, the returns of a representative portfolio are used.

As the risk and reward indicator is calculated based on historical data it may not be a reliable indication of the future risk profile of the fund. The risk category shown is not guaranteed and may change over time. The lowest category does not mean a risk-free investment. The value of investments and the income from them may fall as well as rise and you may not get back the amount you originally invested.

This fund has been measured as 5 because it has experienced moderate to high volatility historically. The fund's volatility is affected by various factors including:

- The fund will be exposed to stock markets. Stock market prices

can move irrationally and be affected unpredictably by diverse factors, including political and economic events.

- The fund will invest in the shares of smaller companies which are more volatile over shorter time periods.

The fund invests mainly in The UK therefore investments will be vulnerable to sentiment in that market which may strongly affect The value of The fund.

Risks which are not adequately captured by the risk indicator include:

- In certain market conditions some assets in the fund may be less liquid and therefore more difficult to sell at their true value or in a timely manner.

A more detailed description of the risks that apply to this fund can be found in the Prospectus.

Charges

The charges you pay are used to pay the costs of running the fund, including the costs of marketing and distributing it. These charges reduce the potential growth of your investment. The entry and exit charges shown are maximum figures. In some cases you may pay less - you can find this out from your financial adviser.

The ongoing charges figure is based on expenses for the year ending 31/07/2017. This figure may vary from year to year. It excludes:

- Portfolio transaction costs, except in the case of an entry/exit charge paid by the UCITS when buying or selling units in another collective investment undertaking.

For more information about charges, please see Section 13 of the fund's Prospectus, which is available at www.marlbroughfunds.com.

One-off charges taken before or after you invest

Entry Charge	1.00%
Exit Charge	None

This is the maximum that might be taken out of your money before it is invested.

Charges taken from the fund over each year

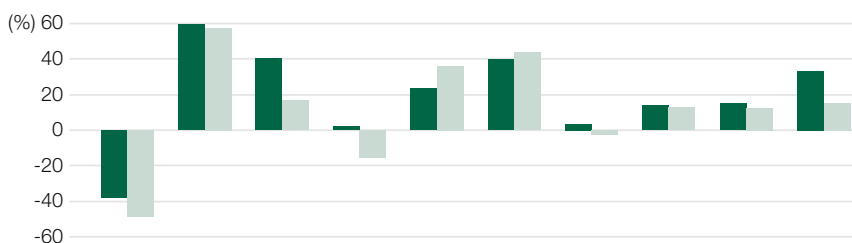
Ongoing Charges	0.79%
-----------------	-------

Charges taken from the fund under certain conditions

Performance Fee	None
-----------------	------

Past Performance

Historic performance to 31 December 2017



	2008	2009	2010	2011	2012	2013	2014	2015	2016	2017
■ Fund	-38.0	59.7	40.2	2.2	23.2	39.8	3.5	13.9	15.1	33.3
■ Benchmark	-48.3	57.7	16.9	-15.2	36.3	43.9	-2.7	13.0	12.5	15.6

Past performance is not a guide to future returns.

Performance figures are calculated in Sterling on a bid price basis and include net reinvested income. They include the annual management charge and all other fund expenses but do not include the entry charge.

The fund was launched on 4 October 2004. This Unit Class was launched on 31 December 2012 and first priced on 2 January 2013. In the period to 02/01/2013, past performance is represented by the fund's A class units.

Benchmark: FTSE Small Cap Ex Invest Trust TR GBP.

Practical Information

If you wish to sell all or part of your investment please write to us at Marlborough House, 59 Chorley New Road, Bolton, BL1 4QP or telephone 0808 145 2501.

The Prospectus and annual report and accounts for the fund are available free of charge at www.marlbroughfunds.com or by calling 0808 145 2500. The documents are available in English only. For further details including how to invest please see the Supplementary Information Document which is available at www.marlbroughfunds.com or call 0808 145 2500. Other unit classes of the fund are available. For further details please see the fund's Prospectus which is available at www.marlbroughfunds.com.

You may switch to any fund in the Marlborough range on request, subject to a switching charge.

The Trustee for the fund is HSBC Bank Plc.

UK taxation may have an impact on your personal tax position.

Fund prices are available at www.marlbroughfunds.com. Some price information is also published in the Financial Times.

Marlborough Fund Managers Ltd may be held liable solely on the basis of any statement contained in this document that is misleading, inaccurate or inconsistent with the relevant parts of the Prospectus for the UCITS.

Source: FTSE Russell <https://www.ftserussell.com/legal/legal-disclaimer>

In a dual priced fund where an investor sells over £15,000 in value of their units, either singly or as a combination of smaller deals for the same valuation point, we may sell those units at 'cancellation price'. This is the lowest price calculated for a dual priced fund and is based on the selling price of all the stocks and shares within the fund. This action is used to protect the remaining investors within the fund as we may have to sell some of the fund's own investments in order to raise the money to pay the proceeds of a large deal.

The Remuneration Policy of Marlborough Fund Managers Limited is available from www.marlbroughfunds.com. This policy describes how remuneration and benefits are calculated and the governance arrangements in place around these payments. A paper copy of this policy is also available free of charge upon request.

This document provides you with key investor information about this fund. It is not marketing material. The information is required by law to help you understand the nature and the risks of investing in this fund. You are advised to read it so you can make an informed decision about whether to invest.

Investment Grade Corporate Bond Fund, a Sterling denominated sub fund of the Standard Life Investment Company, Platform 1 Accumulation Shares (ISIN:GB00B6TRYW36). This fund is managed by Standard Life Investments (Mutual Funds) Limited.

Objectives and Investment Policy

The fund aims to generate an income, before charges, above that available on UK Government bonds by investing mainly in Sterling denominated corporate bonds.

The fund is actively managed by our investment team who may also invest a proportion of assets in other bonds (e.g. gilts) and/or money market instruments to try to take advantage of opportunities they have identified.

The fund will routinely use derivatives to reduce risk or cost, or to generate additional capital or income at proportionate risk (Efficient Portfolio Management) or to meet its investment objective. Derivatives may be used to provide market exposures different to those that could be achieved through


investment in assets in which the fund is primarily invested. Usage of derivatives is monitored to ensure that the fund is not exposed to excessive or unintended risks.

Any income, for example interest income, received by the fund will be reinvested.

Investors in the fund may buy and sell shares on any normal business day.

Recommendation: the fund may not be appropriate for investors who plan to withdraw their money within five years. Investors should satisfy themselves that their attitude to risk aligns with the risk profile of this fund before investing.

Risk and Reward Profile



This indicator reflects the volatility of the fund's share price over the last five years which in turn reflects the volatility of the underlying assets in which the fund invests. Historical data may not be a reliable indication for the future.

The current rating is not guaranteed and may change if the volatility of the assets in which the fund invests changes.

The lowest rating does not mean risk free.

The fund is rated as {4} because of the extent to which the following risk factors apply:

- (a) The fund invests in securities which are subject to the risk that the issuer may default on interest or capital payments.
- (b) The fund price can go up or down daily for a variety of reasons including changes in interest rates, inflation expectations or the perceived credit quality of individual countries or securities.
- (c) The use of derivatives carries the risk of reduced liquidity, substantial loss and increased volatility in adverse market conditions, such as a failure amongst market participants. The use of derivatives may result in the fund being leveraged (where market exposure and thus the potential for loss by

the fund exceeds the amount it has invested) and in these market conditions the effect of leverage will be to magnify losses. The fund makes routine use of derivatives.

- (d) The fund invests in high yielding bonds which carry a greater risk of default than those with lower yields.

The fund employs a single swinging pricing methodology to protect against the dilution impact of transaction costs. A change in the pricing basis will result in movement in the fund's published price.

All investment involves risk. This fund offers no guarantee against loss or that the fund's objective will be attained.

Past performance is not a guide to future returns and future returns are not guaranteed. The price of assets and the income from them may go down as well as up and cannot be guaranteed; an investor may receive back less than their original investment.

Inflation reduces the buying power of your investment and income.

The value of assets held in the fund may rise and fall as a result of exchange rate fluctuations.

The fund could lose money if an entity (counterparty) with which it does business becomes unwilling or unable to honour its obligations to the fund.

In extreme market conditions some securities may become hard to value or sell at a desired price. This could affect the fund's ability to meet redemptions in a timely manner.

The fund could lose money as the result of a failure or delay in operational processes and systems including but not limited to third party providers failing or going into administration.

Charges

The charges you pay are used to pay the costs of running the fund including marketing and distributing it. These charges reduce the potential growth of your investment.

One off charges taken before or after you invest

Entry charge:	0.00%
Exit charge:	0.00%

This is the maximum that might be taken out of your money before it is invested/before the proceeds of your investment are paid out.

Charges taken from the fund over a year

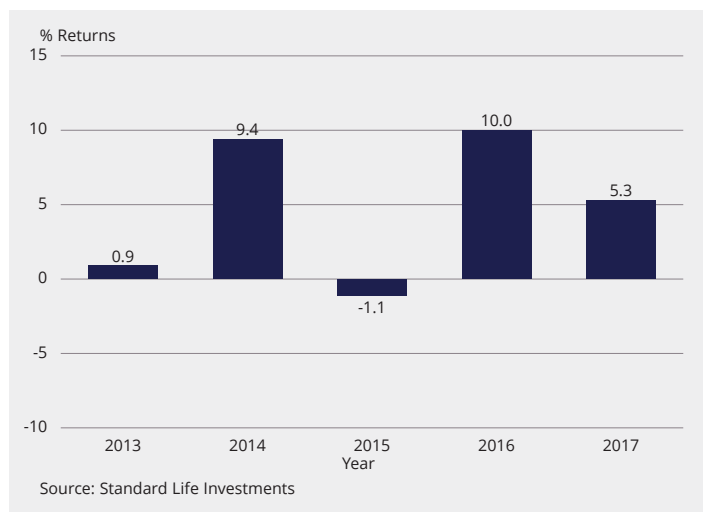
Ongoing charges:	0.65%
------------------	-------

Charges taken from the fund under certain specific conditions

Performance Fees:	None
-------------------	------

Past Performance

Investment Grade Corporate Bond Fund, Platform 1 Accumulation Shares, 31 December 2017



Practical Information

Name of Depository: Citibank Europe plc, UK Branch, Citigroup Centre, Canada Square, Canary Wharf, London E14 5LB.

Further information about the Standard Life Investment Company (Prospectus, report & accounts) can be found at www.standardlifeinvestments.com, where documents may be obtained free of charge.

Other practical information (e.g. where to find latest share prices) can be found in documents held at www.standardlifeinvestments.com.

Details of the up to date remuneration policy which includes a description of how remuneration and benefits are calculated, the identities of the persons responsible for awarding remuneration and benefits and the composition of the remuneration committee, are available at www.standardlifeinvestments.com and a paper copy will be available free of charge upon request from Standard Life Investments (Mutual Funds) Limited.

Prospective investors should consult their own professional advisers on the potential tax consequences of acquiring, holding or selling shares.

Standard Life Investments (Mutual Funds) Limited may be held liable solely on the basis of any statement contained in this document that is misleading, inaccurate or inconsistent with the relevant parts of the Prospectus for the Standard Life Investment Company.

The entry and exit charges shown are maximum figures. In some cases you might pay less - you can find this out from your financial adviser.

The ongoing charges figure reflects the amount based on expenses for the year ending 28/2/2018. This figure may vary from year to year. It excludes: performance fees (where applicable); portfolio transaction costs, except in the case of an entry/exit charge paid by the fund when buying or selling in another collective investment undertaking.

A switching charge may be applied in accordance with the Prospectus. For more information about charges please see Prospectus.

For more information about charges, please see the Prospectus which is available at www.standardlifeinvestments.com.

Performance has been calculated over the stated period based on the share price of this share class. It does not take into account any entry, exit or switching charges but does take into account the ongoing charge, as shown in the Charges section.

Past performance is not a guide to future performance

The fund was launched in 1998. The share class was launched in 2012.

The performance of the share class is calculated in Sterling.

The fund's name was changed from 25 September 2015 to better reflect the investment objective and policy of the fund.

The fund does not have an index-tracking objective.

Other share classes are available in the fund and further information about these can be found in the Standard Life Investment Company Prospectus.

Standard Life Investment Company is an umbrella structure comprising a number of different sub funds, one of which is this fund.

This document is specific to the fund and share class stated at the beginning of this document. However, the Prospectus, annual and half-yearly reports are prepared for the entire umbrella.

The assets of a sub fund within the umbrella belong exclusively to that sub fund and shall not be used or made available to discharge (directly or indirectly) the liabilities of, or claims against, any other person or body including Standard Life Investment Company and any other sub fund. Any liability incurred on behalf of or attributable to any sub fund shall be discharged solely out of the assets of that sub fund.

Investors may switch their shares in the fund for shares in another sub fund within the Standard Life Investment Company. For further information please refer to the prospectus (section on 'Switching') which can be found at www.standardlifeinvestments.com.

The Standard Life Investment Company and Standard Life Investments (Mutual Funds) Limited are authorised in the United Kingdom and regulated by the Financial Conduct Authority. This Key Investor Information is accurate at 8/10/2018

Aberdeen Standard Investments is a brand of the investment businesses of Aberdeen Asset Management and Standard Life Investments. Standard Life Investments Limited is registered in Scotland (SC123321) at 1 George Street Edinburgh EH2 2LL and is authorised and regulated in the UK by the Financial Conduct Authority.

This document provides you with key investor information about this fund. It is not marketing material. The information is required by law to help you understand the nature and the risks of investing in this fund. You are advised to read it so you can make an informed decision about whether to invest.

Standard Life Investments UK Equity Income Unconstrained Fund, a Sterling denominated sub fund of the Standard Life Investment Company II, Platform 1 Accumulation Shares (ISIN:GB00B79X9673). This fund is managed by Standard Life Investments (Mutual Funds) Limited.

Objectives and Investment Policy

The fund aims to provide income and some capital growth over the longer term by investing in UK equities.

The fund typically holds a concentrated portfolio of stocks and may also hold a proportion in bonds to supplement the income of the fund. The fund is actively managed by our investment team, who will select stocks, without reference to index weight or size, to try to take advantage of opportunities they have identified. Due to the unconstrained nature of the fund investors must be willing to accept a relatively high degree of stock specific risk.

The fund may use derivatives to reduce risk or cost, or to generate additional capital or income at proportionate risk (Efficient Portfolio Management).


Derivatives will only be used for hedging or to provide exposures that could be achieved through investment in the assets in which the fund is primarily invested. Usage of derivatives is monitored to ensure that the fund is not exposed to excessive or unintended risks.

Any income, for example dividend income, received by the fund will be reinvested.

Investors in the fund may buy and sell shares on any normal business day.

Recommendation: the fund may not be appropriate for investors who plan to withdraw their money within five years. Investors should satisfy themselves that their attitude to risk aligns with the risk profile of this fund before investing.

Risk and Reward Profile



This indicator reflects the volatility of the fund's share price over the last five years which in turn reflects the volatility of the underlying assets in which the fund invests. Historical data may not be a reliable indication for the future.

The current rating is not guaranteed and may change if the volatility of the assets in which the fund invests changes.

The lowest rating does not mean risk free.

The fund is rated as {5} because of the extent to which the following risk factors apply:

- The fund invests in equities and equity related securities. These are sensitive to variations in the stock markets which can be volatile and change substantially in short periods of time.
- The fund invests in securities which are subject to the risk that the issuer may default on interest or capital payments.
- The fund price can go up or down daily for a variety of reasons including changes in interest rates, inflation expectations or the perceived credit quality of individual countries or securities.
- A concentrated portfolio may be more volatile than a more broadly diversified one.
- The fund's investments are concentrated in the UK. This may result in

greater volatility than portfolios which are more geographically diversified.

- The use of derivatives carries the risk of reduced liquidity, substantial loss and increased volatility in adverse market conditions, such as a failure amongst market participants. The use of derivatives may result in the fund being leveraged (where market exposure and thus the potential for loss by the fund exceeds the amount it has invested) and in these market conditions the effect of leverage will be to magnify losses. The fund does not make extensive use of derivatives.

The fund employs a single swinging pricing methodology to protect against the dilution impact of transaction costs. A change in the pricing basis will result in movement in the fund's published price.

All investment involves risk. This fund offers no guarantee against loss or that the fund's objective will be attained.

Past performance is not a guide to future returns and future returns are not guaranteed. The price of assets and the income from them may go down as well as up and cannot be guaranteed; an investor may receive back less than their original investment.

Inflation reduces the buying power of your investment and income.

The value of assets held in the fund may rise and fall as a result of exchange rate fluctuations.

The fund could lose money if an entity (counterparty) with which it does business becomes unwilling or unable to honour its obligations to the fund.

In extreme market conditions some securities may become hard to value or sell at a desired price. This could affect the fund's ability to meet redemptions in a timely manner.

The fund could lose money as the result of a failure or delay in operational processes and systems including but not limited to third party providers failing or going into administration.

Charges

The charges you pay are used to pay the costs of running the fund including marketing and distributing it. These charges reduce the potential growth of your investment.

One off charges taken before or after you invest

Entry charge:	0.00%
Exit charge:	0.00%

This is the maximum that might be taken out of your money before it is invested/before the proceeds of your investment are paid out.

Charges taken from the fund over a year

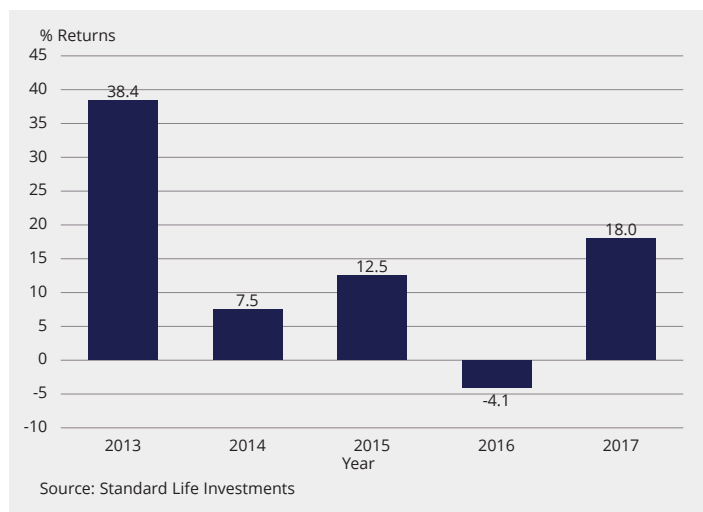
Ongoing charges:	1.15%
------------------	-------

Charges taken from the fund under certain specific conditions

Performance Fees:	None
-------------------	------

Past Performance

Standard Life Investments UK Equity Income Unconstrained Fund, Platform 1 Accumulation Shares, 31 December 2017



Practical Information

Name of Depository: Citibank Europe plc, UK Branch, Citigroup Centre, Canada Square, Canary Wharf, London E14 5LB.

Further information about Standard Life Investment Company II (Prospectus, report & accounts) can be found at www.standardlifeinvestments.com, where documents may be obtained free of charge.

Other practical information (e.g. where to find latest share prices) can be found in documents held at www.standardlifeinvestments.com.

Details of the up to date remuneration policy which includes a description of how remuneration and benefits are calculated, the identities of the persons responsible for awarding remuneration and benefits and the composition of the remuneration committee, are available at www.standardlifeinvestments.com and a paper copy will be available free of charge upon request from Standard Life Investments (Mutual Funds) Limited.

Prospective investors should consult their own professional advisers on the potential tax consequences of acquiring, holding or selling shares.

Standard Life Investments (Mutual Funds) Limited may be held liable solely on the basis of any statement contained in this document that is misleading, inaccurate or inconsistent with the relevant parts of the Prospectus for the Standard Life Investment Company II.

The entry and exit charges shown are maximum figures. In some cases you might pay less - you can find this out from your financial adviser.

The ongoing charges figure reflects the amount based on expenses for the year ending 31/10/2017. This figure may vary from year to year. It excludes: performance fees (where applicable); portfolio transaction costs, except in the case of an entry/exit charge paid by the fund when buying or selling in another collective investment undertaking.

A switching charge may be applied in accordance with the Prospectus. For more information about charges please see Prospectus.

For more information about charges, please see the Prospectus which is available at www.standardlifeinvestments.com.

Performance has been calculated over the stated period based on the share price of this share class. It does not take into account any entry, exit or switching charges but does take into account the ongoing charge, as shown in the Charges section.

Past performance is not a guide to future performance

The fund was launched in 2007. The share class was launched in 2012.

The performance of the share class is calculated in Sterling.

The fund does not have an index-tracking objective.

Other share classes are available in the fund and further information about these can be found in the Standard Life Investment Company II Prospectus.

Standard Life Investment Company II is an umbrella structure comprising a number of different sub funds, one of which is this fund.

This document is specific to the fund and share class stated at the beginning of this document. However, the Prospectus, annual and half-yearly reports are prepared for the entire umbrella.

The assets of a sub fund within the umbrella belong exclusively to that sub fund and shall not be used or made available to discharge (directly or indirectly) the liabilities of, or claims against, any other person or body including Standard Life Investment Company II and any other sub fund. Any liability incurred on behalf of or attributable to any sub fund shall be discharged solely out of the assets of that sub fund.

Investors may switch their shares in the fund for shares in another sub fund within Standard Life Investment Company II. For further information please refer to the prospectus (section on 'Switching') which can be found at www.standardlifeinvestments.com.

The Standard Life Investment Company II and Standard Life Investments (Mutual Funds) Limited are authorised in the United Kingdom and regulated by the Financial Conduct Authority. This Key Investor Information is accurate at 8/10/2018

Aberdeen Standard Investments is a brand of the investment businesses of Aberdeen Asset Management and Standard Life Investments. Standard Life Investments Limited is registered in Scotland (SC123321) at 1 George Street Edinburgh EH2 2LL and is authorised and regulated in the UK by the Financial Conduct Authority.

Key Investor Information

This document provides you with key investor information about this fund. It is not marketing material. The information is required by law to help you understand the nature and the risks of investing in this fund. You are advised to read it so you can make an informed decision about whether to invest.

Unicorn UK Income Fund ("the Fund") B Accumulation Shares

This is a sub-fund of Unicorn Investment Funds. The Fund is an Open Ended Investment Company. ISIN: GB00B9XQFY62. Unicorn Asset Management Limited is the Authorised Corporate Director (ACD) of the Fund.

Objectives and investment policy

The Fund aims to provide an income that is at least 10% higher than that produced by the FTSE All-Share Index.

The Fund will invest in shares of UK companies that are selected for their income rather than their ability to provide capital growth.

The Fund may also invest in smaller companies including companies listed on the AIM stock exchange.

AIM is the London Stock Exchange's International Market for smaller growing companies.

Any income this share class generates will be reinvested to grow the value of your investment.

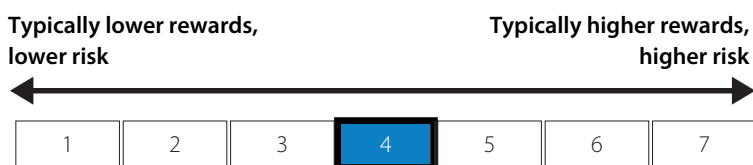
You can buy and sell shares on any business day in London.

Recommendation: this Fund may not be appropriate for investors who plan to withdraw their money within 5 years.

For full investment objectives and policy details please refer to the prospectus.

Risk and reward profile

The Risk and Reward Indicator table demonstrates where the Fund ranks in terms of its potential risk and reward. The higher the rank the greater the potential reward but the greater the risk of losing money. It is based on past data, may change over time and may not be a reliable indication of the future risk profile of the Fund. The shaded area in the table below shows the Fund's ranking on the Risk and Reward Indicator.



- The Fund is ranked at 4 because funds of this type have experienced average rises and falls in value in the past. Please note that even the lowest risk class can lose you money and that extreme market circumstances can mean you suffer severe losses in all cases. The indicator does not take into account the following risks of investing in this Fund:
- Smaller company shares, including AIM companies, can be riskier as they may be more difficult to buy and sell and their share prices may fluctuate more than that of a larger company.
- The level of targeted income is not guaranteed and may not be achieved.
- For further risk information please see the prospectus.

Charges

The charges you pay are used to pay the costs of running the Fund, including the costs of marketing and distributing it. These charges reduce the potential growth of your investment.

One-off charges taken before or after you invest

Entry charge	2.50%
Exit charge	0.00%

These are the maximum charges that we might take out of your money before it is invested and before we pay out the sale proceeds of your investment. In some cases, you might pay less and you should speak to your financial adviser about this.

Charges taken from the Fund over a year

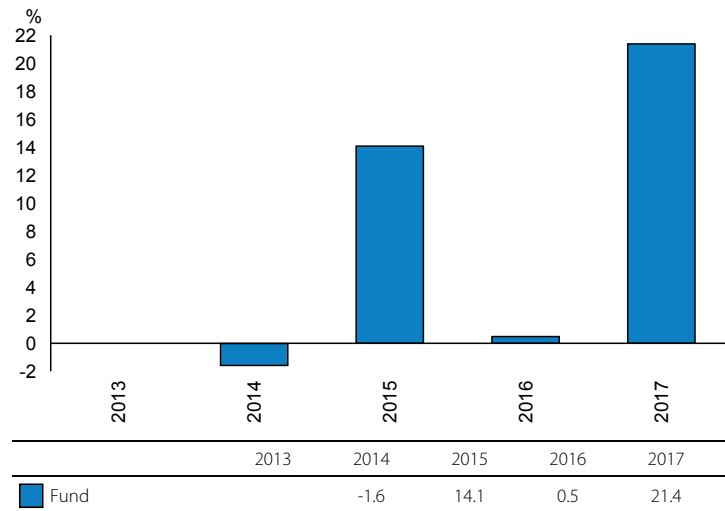
Ongoing charges	0.80%
-----------------	-------

Charges taken from the Fund under specific conditions

Performance fee	NONE
-----------------	------

- The ongoing charges figure is based on the last year's expenses and may vary from year to year. It excludes the costs of buying or selling assets for the Fund (unless these assets are shares of another fund).
- For the ongoing charge, the figure is as at 31 March 2018.
- Switching charge (for switching into the Fund from another fund) 2.50%.
- Certain charges are deducted from the capital of the Fund. This may allow more income to be paid but it may also restrict capital growth.
- For more information about charges, please see the prospectus.

Past performance



Source: FE 2018

- You should be aware that past performance is not a guide to future performance.
- Fund launch date: 24/05/2004.
- Share/unit class launch date: 28/05/2013.
- Performance is calculated in GBP.

Practical information

- This document is issued by Unicorn Asset Management Limited and contains information on the B Accumulation Shares only.
- Each fund of the Company has its own pool of assets and liabilities, segregated by law. If one fund were unable to pay for its liabilities the assets of the other funds could not be used to pay for those liabilities.
- You can get further detailed information regarding the Fund, including details of the investment manager and how to switch, buy and sell shares and other share classes available, within the prospectus, the supplementary information document and the annual and half yearly managers' reports. You can get these free of charge from Unicorn Asset Management Limited, Springfield Lodge, Colchester Road, Chelmsford, Essex CM2 5PW or from our website: www.unicornam.com. These are available in English only. You can also call us on 0345 026 4287, or look on our website for the latest share prices.
- Details of the Fund's remuneration policy (including a description of how remuneration and benefits are calculated and the identities of persons responsible for awarding remuneration and benefits) are available at www.unicornam.com/policies-and-disclosures/ or by requesting a paper copy free of charge (see above for contact details).
- The Depositary of the Fund is HSBC Bank plc.
- Please note that the tax laws of the United Kingdom may impact your own tax position.
- Unicorn Asset Management Limited may be held liable solely on the basis of any statement contained in this document that is misleading, inaccurate or inconsistent with the relevant parts of the prospectus for the Fund.