

Key Investor Information

This document provides you with key investor information about this fund. It is not marketing material. The information is required by law to help you understand the nature and the risks of investing in this fund. You are advised to read it so you can make an informed decision about whether to invest.

Aberdeen Latin American Equity Fund I Acc (ISIN GB00B4R0SD95)

A sub-fund of Aberdeen Investment Funds ICVC. Aberdeen Fund Managers Limited is the Authorised Corporate Director that manages the Fund.

Objectives and investment policy

Objective: To generate income and increase the value of the shareholder's investment over the long term (capital growth and income).

Investment policy: The Fund invests 80% or more of its total net assets in Latin American equities, including those from emerging market countries.

The Fund's equity investments can include all types of equities and equity related securities that are issued by companies that are incorporated, or generate a significant part of their earnings, in Latin American countries.

Derivatives: The Fund may use derivatives for efficient portfolio management, which includes reducing exposure to various investment risks (hedging).

Benchmark: The Fund is actively managed within its investment objective and policy, and is not limited by any benchmark.

If you invest in income shares, income from investments in the Fund will be paid out to you. If you invest in accumulation shares, income will be added to the value of your shares.

Recommendation: This Fund may not be appropriate for investors who plan to withdraw their money within 5 years.

You can normally submit instructions to buy and sell shares in the Fund, between 9am and 5pm, on any day which is a working day in London. However, please see www.aberdeen-asset.co.uk for details of any non-dealing days.

Further information about the Fund can be found in the Prospectus.

Risk and reward profile

The Risk and Reward Indicator table demonstrates where the Fund ranks in terms of its potential risk and reward. The higher the rank the greater the potential reward but the greater the risk of losing money. It is based on past data, may change over time and may not be a reliable indication of the future risk profile of the Fund. The shaded area in the table below shows the Fund's ranking on the Risk and Reward Indicator.

Typically lower rewards,
lower risk

Typically higher rewards,
higher risk



- This Fund is ranked at 6 because funds of this type have experienced high rises and falls in value in the past.
- Please note that even the lowest risk class can lose you money and that extreme market circumstances can mean you suffer severe losses in all cases. The value of investments and the income from them can go down as well as up and investors may get back less than the amount invested. The indicator does not take into account the following risks of investing in this Fund:
 - Exchange rates: The Fund may have holdings which are denominated in different currencies and may be affected by movements in exchange rates. Consequently, the value of the Fund's investments and the income from them may rise or fall in line with exchange rates.
 - Emerging markets: Emerging markets or less developed countries may face more political, economic or structural challenges than developed countries and this may mean your money is at greater risk.
- A full list of risks applicable to this Fund can be found in the Prospectus.

Charges

The charges you pay are used to pay the costs of running the Fund, including the costs of marketing and distributing it. These charges reduce the potential growth of your investment.

One-off charges taken before or after you invest

Entry charge	0.00%
Exit charge	0.00%

These are the maximum charges that we might take out of your money before it is invested and before we pay out the sale proceeds of your investment. In some cases, you might pay less and you should speak to your financial adviser about this.

Charges taken from the Fund over a year

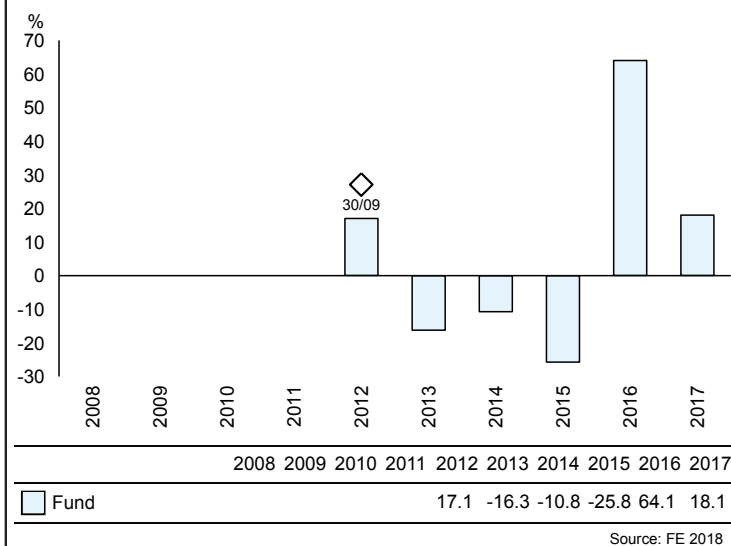
Ongoing charges	1.19%
-----------------	-------

Charges taken from the Fund under specific conditions

Performance fee	NIL
-----------------	-----

- The Ongoing Charges figure is an estimate based on the last year's expenses and may vary from year to year. It excludes the costs of buying or selling assets for the Fund. An estimate is used in order to provide the figure that will most likely be charged.
- Where the Fund invests in an open-ended collective investment scheme which is operated or managed by the ACD/the Manager or an associate of the ACD/the Manager, no additional annual management charge will be incurred by the Fund on such an investment.
- The annual report for each financial year will include detail on the exact charges made.
- The Ongoing Charge figure is as at 01/03/18.
- Further information on the charges can be found in the Prospectus.

Past performance



- You should be aware that past performance is not a guide to future performance.
- Fund launch date: 07/02/2011.
- Share/unit class launch date: 01/10/2012.
- Performance is calculated in GBP.
- ♦ Past performance until this date includes some simulated data or data for another share/unit class with similar characteristics.
- Performance, which is based on Accumulation share class, is net of charges (excluding entry charge) and net of tax.
- The fund does not have an index-tracking objective.

Practical information

- This document describes only one share class and other share classes are available. Information on how to buy, sell and switch shares is available by contacting us (see below).
- Detailed information about the Fund, including its Prospectus, latest Annual and Half-Yearly reports and current share prices is available at www.aberdeen-asset.co.uk/retail. Alternatively, please contact Aberdeen Fund Managers Limited, Freepost RTEU-YTET-HCAA, PO Box 9029, Chelmsford, CM99 2WJ. Telephone: 0345 300 2890. Email: customer.services@aberdeen-asset.com. The documents are available in English only.
- Aberdeen Investment Funds ICVC offers a range of funds with diversified investment objectives. The Prospectus, Annual and Half-Yearly reports cover all the funds within Aberdeen Investment Funds ICVC. In the unlikely event of one fund having debts, the assets of the other funds may not be used to settle these.
- The Fund's Authorised Corporate Director is Aberdeen Fund Managers Limited.
- The depositary of the Fund is BNP Paribas Securities Services, London branch.
- The tax legislation of the United Kingdom may have an impact on your personal tax position.
- Aberdeen Fund Managers Limited may be held liable solely on the basis of any statement contained in this document that is misleading, inaccurate or inconsistent with the relevant parts of the prospectus for the Fund.
- Details of an up-to-date UCITS V Remuneration Policy Statement, including but not limited to, a description of how remuneration and benefits are calculated, and the identities of persons responsible for awarding remuneration and benefits, including the composition of the Remuneration Committee, are available at www.aberdeen-asset.com and a paper copy will be made available free of charge on request to the Authorised Corporate Director.

Key Investor Information

This document provides you with key investor information about this fund. It is not marketing material. The information is required by law to help you understand the nature and the risks of investing in this fund. You are advised to read it so you can make an informed decision about whether to invest.

Allianz International Investment Funds - Allianz Emerging Markets Equity Fund Share Class C (Accumulation) (GBP)

Managed by Allianz Global Investors GmbH, part of Allianz Global Investors

ISIN: GB00B0WDH832



Objectives and Investment Policy

The investment objective of the Allianz Emerging Markets Equity Fund is to achieve capital growth in the long term by investing mainly in the equity markets of countries which are represented in the MSCI Emerging Markets Index (each an "Emerging Market Country" and together "Emerging Market Countries"), aiming to outperform the Performance Benchmark, the MSCI Emerging Markets Index Net Total Return GBP.

We will invest at least 80% of the Fund's assets in equities and securities equivalent to equities (e.g. American Depositary Receipts, Global Depositary Receipts, equity linked notes etc.) in the equity markets of Emerging Market Countries. The following may also be acquired and counted towards the 80% limit; warrants, index certificates, certificates on adequately diversified equity baskets that apply to at least 10 equities and other transferable securities.

Up to 30% of the Fund's assets may be invested into the Chinese A-Shares market either directly via Stock Connect or indirectly through all eligible instruments, as set out in the Fund's investment policy. Up to 20% of the Fund's assets may be

invested outside Emerging Market Countries (as defined above) including developed economies and / or other Non-Developed Countries. We may also utilise deposits and money market instruments in the management of the portfolio and their value, together with money market funds, may make up to a maximum of 20% of the Fund's assets. The Fund may also invest up to a maximum of 10% of the Fund's assets in collective investment schemes.

The Fund may use derivatives for efficient portfolio management (including for hedging).

You may redeem shares of the fund usually on each business day by 12:00.

We reinvest the income into the fund.

Recommendation: this fund may not be appropriate for investors who plan to withdraw their money within 5 years.

Risk and Reward Profile



This risk and reward indicator is based on past performance data. It may not be a reliable indication of the future risk profile of the fund.

The categorisation of the fund is not guaranteed and may change in the future.

Even the lowest category 1 does not mean a risk-free investment.

Why is the fund in this category?

Funds of category 6 have shown in the past a high volatility. The volatility describes how much the value of the fund went up and down in the past. The units of a fund of category 6 might be subject to high price fluctuations based on the historical volatilities observed.

A significant portion of the Fund may be invested in emerging market assets. Emerging markets generally carry greater political, legal, counterparty and operational risk. In exceptional circumstances the Fund may encounter difficulties when buying and selling these investments.

Charges

These charges are used to pay the costs of running the fund, including the costs of marketing and selling. They reduce the potential growth of your investment.

One-off charges deducted before or after you invest

Entry Charge	0.00%
Exit Charge	0.00%

This is the maximum charge that might be taken out of your money before it is invested or before the proceeds of your investments are paid out.

Charges taken from the fund over a year

Ongoing Charges	1.06%
-----------------	-------

The entry and exit charges shown are maximum figures. In some cases you might pay less – you can find actual entry and exit charges from your financial adviser.

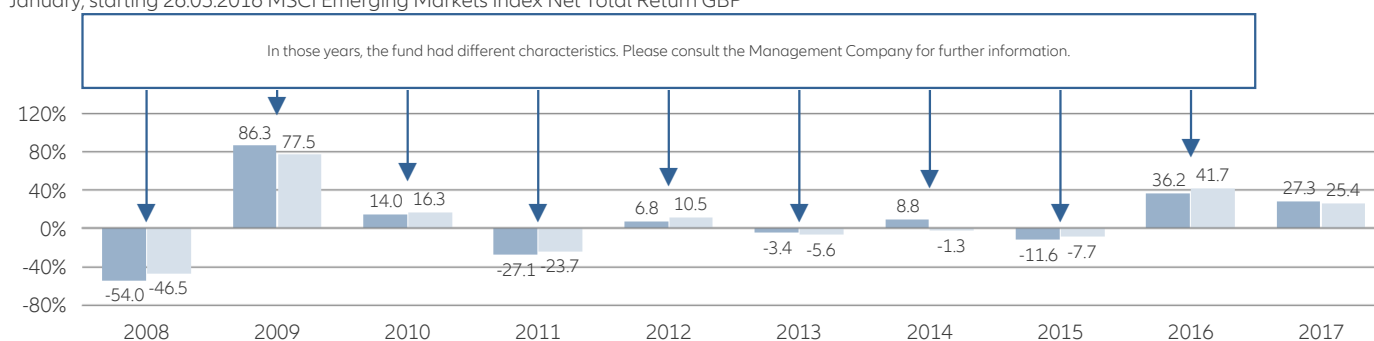
The ongoing charges shown are based on the fund's last financial year ending 30.04.2018. It may vary from year to year. It does not include transaction costs incurred when we buy or sell assets for the fund.

A dilution levy may be charged on purchases and redemptions of shares to protect the remaining investors against the costs incurred by the fund in buying or redeeming its investments. This levy may be charged where the fund is experiencing large levels of net purchases/redemptions and on "large deals" (i.e. deals of 2% or more of the value of the fund). The amount of any such dilution levy is calculated by reference to the estimated costs of dealing in the underlying investments using the rates calculated for the preceding quarter.

You will find more details about the calculation of the charges in the prospectus.

Past Performance

■ Percentage growth of the fund
 ■ Benchmark: until 25.05.2016 25% MSCI Brazil, 25% MSCI Russia, 25% MSCI India and 25% MSCI China (total return net) rebasing annually to 1 January, starting 26.05.2016 MSCI Emerging Markets Index Net Total Return GBP



Past performance is not a reliable guide to future performance.

The past performance shown here takes account of all charges and costs with the exception of the entry and exit charge.

The fund was launched in 2006.

The performance of the fund is calculated in GBP.

In 2016 there was a material change of the fund's objectives and investment policy. The previous performance was achieved under circumstances that no longer apply.

Practical Information

Allianz International Investment Funds has a number of different Funds. The assets and liabilities of each Fund are segregated by law.

Depository: State Street Trustees Limited.

You may obtain free of charge the prospectus, the latest annual and semi-annual reports in English from Allianz Global Investors GmbH, 199 Bishopsgate, London EC2M 3TY, United Kingdom or at <https://uk.allianzgi.com>.

The unit prices as well as further information on the fund (including other shareclasses of the fund) are available online at <https://uk.allianzgi.com>.

Information on the current remuneration policy, including a description of the calculation methods for remuneration and benefits awarded to certain groups of employees, and details of the persons responsible for awarding such allocations, is available at <https://regulatory.allianzgi.com> and as a paper copy upon request, without charge.

The fund is subject to tax laws and regulations in the UK. This might have an impact on your personal tax position. For further details, please speak to your tax advisor.

Allianz Global Investors GmbH may be held liable solely on the basis of any statement contained in this document that is misleading, inaccurate or inconsistent with the relevant parts of the prospectus for the fund.

This fund is authorised in the UK and regulated by The Financial Conduct Authority. Allianz Global Investors GmbH is authorised in Germany as a UCITS investment management company and as an AIF investment management company, subject to the provisions of the Investment Code (Kapitalanlagegesetzbuch - KAGB), and is regulated by the Bundesanstalt für Finanzdienstleistungsaufsicht (BaFin). Allianz Global Investors GmbH has established a branch in the United Kingdom - Allianz Global Investors GmbH, UK branch - which is subject to limited regulation by the Financial Conduct Authority.

The key investor information is accurate as at 13.07.2018.

Key Investor Information

This document provides you with key investor information about this fund. It is not marketing material. The information is required by law to help you understand the nature and risks of investing in the fund. You are advised to read it so you can make an informed decision about whether to invest.

Artemis US Select Fund (the "fund")

Class I accumulation shares, GBP [ISIN: GB00BMMV5105]

A sub-fund of Artemis Investment Funds ICVC. The fund is managed by Artemis Fund Managers Limited.

Objectives and investment policy

Objective: The fund aims to achieve long-term capital growth.

Policy:

- The fund will principally invest in the shares of companies listed, quoted or traded in the United States of America.
- The fund can also invest in the shares of companies which have headquarters in the USA or carry out a significant part of their activities in the USA and are quoted on a regulated market outside the USA.
- The fund has discretion in its choice of investments, and is not restricted by the size of the company or the industry it trades in.
- The fund may invest in smaller companies and companies in special situations. At times, the fund may have a relatively concentrated portfolio.
- The fund may invest in derivatives (financial instruments whose value is linked to the expected price movements of an underlying asset) to meet its investment objective, to protect the value of the fund, reduce costs and/or generate additional income.
- The fund may invest in fixed interest securities which are investments (which could be issued by a company, a government or another entity) that pay a fixed level of income or interest.


Other information:

- Investment in the fund should be regarded as a medium to long-term investment.
- Class I shares are only available to investors at Artemis Fund Managers Limited's discretion.
- You can buy and sell shares Monday to Friday, except on UK public holidays, each week.

- Transactions are processed at 12 noon UK time and we will include your instruction to buy or sell shares if it is received before that point.
- Any income this fund receives is reinvested into the fund and automatically reflected in the value of shares.

For further explanation of some of the terms used above, please visit our website artemisfunds.com/glossary to view a glossary of terms.

Risk and reward profile



- The fund is in the risk category shown due to its historic volatility (how much and how quickly the value of shares in the fund have risen and fallen in the past). It may not be a reliable indication of the future risk profile of the fund.
- The risk category shown is not guaranteed and may change over time.
- A risk indicator of "1" does not mean that the investment is "risk free".

The risk indicator may not fully take into account the following risks:

- The price of shares, and the income from them, can fall and rise because of stockmarket and currency movements.
- Stockmarket prices, currencies and interest rates can move irrationally and can be affected unpredictably by diverse factors, including political and economic events.
- A portion of the fund's assets may be invested in a currency other than the fund's accounting currency (sterling). The value of these assets, and the income from them, may decrease if the currency falls in relation to sterling, in which the fund is valued and priced.
- The fund may have a concentrated portfolio of investments, which can give rise to more risk than where investments are spread over a large number of companies. This may increase the potential gains; however, the concentration of exposure and lack of diversification may also

substantially increase the risk of loss by this fund.

- Investing in small and medium-sized companies can involve more risk than investing in larger, more established companies. Shares in smaller companies are often not as easy to sell as shares in larger companies are. This can cause difficulty in buying, valuing and selling those shares. Also, reliable information for deciding their value or the risks may not be available.

Charges for the fund

- The charges you pay are used to pay the costs of running the fund, including the costs of marketing and distributing it. The charges reduce the potential growth of your investment.

One-off charges taken before or after you invest

Entry charge	None
--------------	------

Exit charge	None
-------------	------

This is the maximum that might be taken out of your money before it is invested.

Charges taken from the fund over a year

Ongoing charge	0.84%
----------------	-------

Charges taken from the fund under certain specific conditions

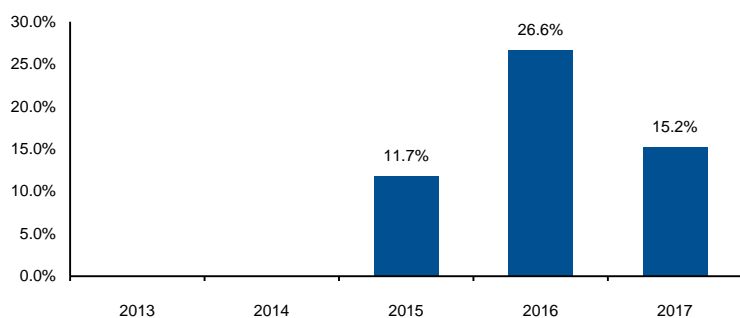
Performance fee	None
-----------------	------

- The ongoing charges figure is based on the expenses for the year ending December 2017.
- Ongoing charges may vary from year to year and reduce the potential growth of your investment. The figure for ongoing charges excludes costs associated with buying and selling securities in the fund's underlying portfolio (for example, brokers' commission and transaction taxes), except in the case of an entry/exit charge paid by the fund when buying or selling shares or units in another collective investment undertaking.

- The annual management charge is taken from income.

For more information about charges, please see section 7 of the fund's prospectus, which is available at artemisfunds.com.

Past performance



- Past performance in the chart shown includes all charges except entry charges for the period when these were applicable.
- How the fund has performed in the past is not a guide to how it will perform in the future.
- Performance is calculated in sterling.
- This fund was launched on 19 September 2014.
- This class was launched on 19 September 2014.

Practical information

- The Depository of the fund is J.P. Morgan Europe Limited.
- This document describes the relevant share class. Further information, which will relate to the complete fund, can be obtained from the fund's prospectus and the latest annual and half-yearly reports. The documents are in English and available free of charge. These can be found, along with other information such as the price of the fund's shares, at artemisfunds.com or by phoning 0800 092 2051 (from UK) or +441268 445 401.
- The assets of each sub-fund belong exclusively to it and are not available to meet the liabilities of any other sub-fund or Artemis Investment Funds ICVC.
- Information about Artemis' remuneration policy is available at artemisfunds.com; a paper copy is available free of charge on request.
- UK tax legislation that applies to the fund may have an impact on your personal tax position.
- Artemis Fund Managers Limited may be held liable solely on the basis of any statement contained in this document that is misleading, inaccurate or inconsistent with the relevant parts of the prospectus for the fund.
- You can switch your investments between funds or types of shares or units in the Artemis range. For further information, please refer to the prospectus, artemisfunds.com or phone 0800 092 2051 (from UK) or +441268 445 401.
- The fund is authorised in the UK and regulated by the Financial Conduct Authority.
- Artemis Fund Managers Limited is authorised in the UK and regulated by the Financial Conduct Authority.
- This key investor information is accurate as at 6 June 2018.

Key Investor Information



This document provides you with key investor information about this fund. It is not marketing material. The information is required by law to help you understand the nature and the risks of investing in this fund. You are advised to read it so you can make an informed decision about whether to invest.

Baillie Gifford American Fund - Class B Shares

Accumulation Shares - ISIN GB0006061963 (also representative of Income Shares ISIN GB0006061856)

This Fund is a sub-fund of Baillie Gifford Overseas Growth Funds ICVC which is an Investment Company with Variable Capital. Baillie Gifford & Co Limited is the Authorised Corporate Director of the Fund and is wholly owned by Baillie Gifford & Co.

Objectives and investment policy

Objective

- The Fund aims to produce capital growth over the long term.

Policy

- To invest in any economic sector, either directly or indirectly, of the United States of America.
- Investment will be mainly in shares of companies.
- The Fund will be concentrated.

Other Information

- You can sell some or all of your shares on any business day in the United Kingdom by contacting our Dealing Department by phone or post. Where properly completed documentation is received by post, shares will be sold at the next valuation point following receipt of the instruction.
- For Accumulation shares income will be re-invested. No further shares will be purchased but the reinvestment will be reflected in the price of your existing accumulation shares. You are, however, deemed to have received the income for tax purposes.
- For Income shares any income due to you will be paid into your bank or building society account, paid on the dates specified in the Prospectus.
- For further explanation and information see the investment objective and policy section of the Prospectus, which is available by contacting us.
- Recommendation: this Fund may not be appropriate for investors who plan to withdraw their money within five years.

Risk and reward profile

The Risk and Reward Indicator table demonstrates where the Fund ranks in terms of its potential risk and reward. The higher the rank the greater the potential reward but the greater the risk of losing money. It is based on past data, may change over time and may not be a reliable indication of the future risk profile of the Fund. The shaded area in the table below shows the Fund's ranking on the Risk and Reward Indicator.



- Please note that even the lowest risk class can lose you money and that extreme adverse market circumstances can mean you suffer severe losses in all cases.
- The Fund is classified in the category above because it invests in company shares which generally provide higher rewards and higher risks than other investments such as bonds or cash.
- The indicator does not take into account the following relevant material risks:
 - Investment markets can go down as well as up and market conditions can change rapidly. The value of an investment in the Fund, and any income from it, can fall as well as rise and you may not get back the amount invested.
 - The Fund has exposure to foreign currencies and changes in the rates of exchange will cause the value of any investment, and income from it, to fall as well as rise and you may not get back the amount invested.
 - Custody of assets involves a risk of loss if the custodian becomes insolvent or breaches duties of care.
 - The Fund's concentrated portfolio and long-term approach to investment may result in large movements in the share price.
 - The Fund's exposure to a single market and currency may increase share price movements.
 - Where possible, charges are taken from the Fund's revenue. Where there is insufficient revenue, the remainder will be taken from capital. This will reduce the capital value of the Fund.
 - The result of the UK Referendum on membership of the European Union introduces elements of political uncertainty and may have practical consequences for the Fund. Developments will be closely monitored.

Charges

The charges you pay are used to pay the costs of running the Fund, including the costs of marketing and distributing it. These charges reduce the potential growth of your investment.

One-off charges taken before or after you invest

Entry charge	0.00%
Exit charge	0.00%

These are the maximum charges that we might take out of your money before it is invested and before we pay out the sale proceeds of your investment. In some cases, you might pay less and you should speak to your financial adviser about this.

Charges taken from the Fund over a year

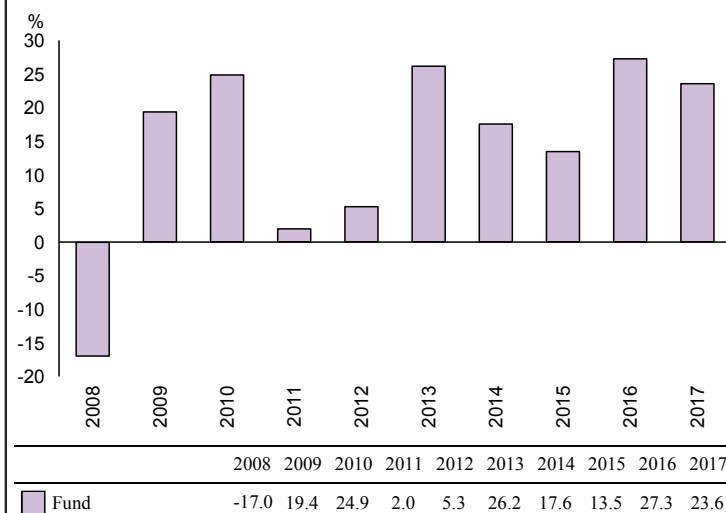
Ongoing charges	0.52%
-----------------	-------

Charges taken from the Fund under specific conditions

Performance fee	NONE
-----------------	------

- For the ongoing charges, the figure is for Accumulation shares and is estimated due to a change in the annual management fee. The ongoing charges figure may vary from year to year and will exclude the costs of buying or selling assets for the Fund (unless these assets are shares of another fund).
- The Fund's annual report for each financial year will include detail on the exact charges made.
- You can find further details about the charges in Part 5 of the Prospectus.

Past performance



Source: FE 2018

- You should be aware that past performance is not a guide to future performance.
- Fund launch date: 31/07/1997.
- Share/unit class launch date: 28/03/2002.
- Performance is calculated in GBP.
- Performance is for Accumulation shares.
- Performance reflects the annual charge but excludes any initial charge paid.
- Performance figures are to 31 December each year.

Practical information

- The Fund's Depositary is NatWest Trustee & Depositary Services Limited.
- This document describes only one share class and other share classes are available. Further information on the Fund, the Prospectus and the latest annual and interim reports are available from Baillie Gifford or by visiting the website at www.bailliegifford.com. The remuneration policy, which includes details of (a) how remuneration and benefits are calculated and (b) the committee responsible for approving all remuneration policies within the firm, is also at the website address noted. All such documents are available in English, on paper and are free of charge on request.
- This Key Investor Information Document describes the Baillie Gifford American Fund only. The Prospectus and the annual and interim reports and accounts are prepared for the whole ICVC.
- The Baillie Gifford American Fund is a sub-fund of Baillie Gifford Overseas Growth Funds ICVC. The assets of the Fund are segregated from other sub-funds in the ICVC. This means that the assets of one sub-fund should not be used to meet the liabilities of another sub-fund.
- You can also find other information, including the Fund's latest prices, on our website.
- Tax laws in the United Kingdom may have an impact on your own tax position.
- You may at any time switch all or some of your shares in the Fund for shares in any fund of any of the Baillie Gifford ICVC(s).
- Baillie Gifford & Co Limited may be held liable solely on the basis of any statement contained in this document that is misleading, inaccurate or inconsistent with the relevant parts of the Prospectus for the Fund.
- To contact us please call Client Relations on 0800 917 2113 (fax 0131 275 3955), visit our website at www.bailliegifford.com or email us at trusenquiries@bailliegifford.com.
- Your call may be recorded for training or monitoring purposes.

Key Investor Information



This document provides you with key investor information about this fund. It is not marketing material. The information is required by law to help you understand the nature and the risks of investing in this fund. You are advised to read it so you can make an informed decision about whether to invest.

Baillie Gifford Japanese Fund - Class B Shares

Accumulation Shares - ISIN GB0006011133 (also representative of Income Shares ISIN GB0006010945)

This Fund is a sub-fund of Baillie Gifford Overseas Growth Funds ICVC which is an Investment Company with Variable Capital. Baillie Gifford & Co Limited is the Authorised Corporate Director of the Fund and is wholly owned by Baillie Gifford & Co.

Objectives and investment policy

Objective

- The Fund aims to produce attractive capital growth over the long term.

Policy

- To invest in any economic sector in Japan.
- Investment will be mainly in shares of companies.

Other Information

- You can sell some or all of your shares on any business day in the United Kingdom by contacting our Dealing Department by phone or post. Where properly completed documentation is received by post, shares will be sold at the next valuation point following receipt of the instruction.
- For Accumulation shares income will be re-invested. No further shares will be purchased but the reinvestment will be reflected in the price of your existing accumulation shares. You are, however, deemed to have received the income for tax purposes.
- For Income shares any income due to you will be paid into your bank or building society account, paid on the dates specified in the Prospectus.
- For further explanation and information see the investment objective and policy section of the Prospectus, which is available by contacting us.
- Recommendation: this Fund may not be appropriate for investors who plan to withdraw their money within five years.

Risk and reward profile

The Risk and Reward Indicator table demonstrates where the Fund ranks in terms of its potential risk and reward. The higher the rank the greater the potential reward but the greater the risk of losing money. It is based on past data, may change over time and may not be a reliable indication of the future risk profile of the Fund. The shaded area in the table below shows the Fund's ranking on the Risk and Reward Indicator.

Typically lower rewards,
lower risk

Typically higher rewards,
higher risk



- Please note that even the lowest risk class can lose you money and that extreme adverse market circumstances can mean you suffer severe losses in all cases.
- The Fund is classified in the category above because it invests in company shares which generally provide higher rewards and higher risks than other investments such as bonds or cash.
- The indicator does not take into account the following relevant material risks:
 - Investment markets can go down as well as up and market conditions can change rapidly. The value of an investment in the Fund, and any income from it, can fall as well as rise and you may not get back the amount invested.
 - The Fund has exposure to foreign currencies and changes in the rates of exchange will cause the value of any investment, and income from it, to fall as well as rise and you may not get back the amount invested.
 - Custody of assets involves a risk of loss if the custodian becomes insolvent or breaches duties of care.
 - The Fund's exposure to a single market and currency may increase share price movements.
 - Where possible, charges are taken from the Fund's revenue. Where there is insufficient revenue, the remainder will be taken from capital. This will reduce the capital value of the Fund.
 - The result of the UK Referendum on membership of the European Union introduces elements of political uncertainty and may have practical consequences for the Fund. Developments will be closely monitored.

Charges

The charges you pay are used to pay the costs of running the Fund, including the costs of marketing and distributing it. These charges reduce the potential growth of your investment.

One-off charges taken before or after you invest

Entry charge	0.00%
Exit charge	0.00%

These are the maximum charges that we might take out of your money before it is invested and before we pay out the sale proceeds of your investment. In some cases, you might pay less and you should speak to your financial adviser about this.

Charges taken from the Fund over a year

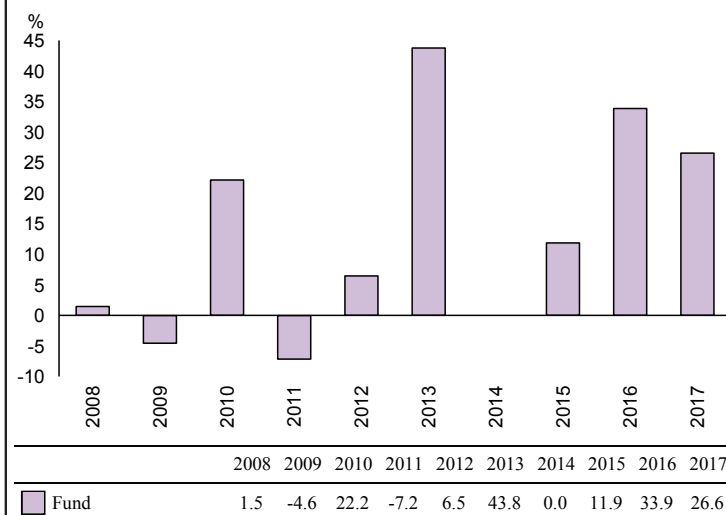
Ongoing charges	0.63%
-----------------	-------

Charges taken from the Fund under specific conditions

Performance fee	NONE
-----------------	------

- For the ongoing charges, the figure is for Accumulation shares and is estimated due to a reduction in the annual management fee. The ongoing charges figure may vary from year to year and will exclude the costs of buying or selling assets for the Fund (unless these assets are shares of another fund).
- The Fund's annual report for each financial year will include detail on the exact charges made.
- You can find further details about the charges in Part 5 of the Prospectus.

Past performance



Source: FE 2018

- You should be aware that past performance is not a guide to future performance.
- Fund launch date: 08/10/1984.
- Share/unit class launch date: 02/08/1999.
- Performance is calculated in GBP.
- Performance is for Accumulation shares.
- Performance reflects the annual charge but excludes any initial charge paid.
- Performance figures are to 31 December each year.

Practical information

- The Fund's Depository is NatWest Trustee & Depository Services Limited.
- This document describes only one share class and other share classes are available. Further information on the Fund, the Prospectus and the latest annual and interim reports are available from Baillie Gifford or by visiting the website at www.bailliegifford.com. The remuneration policy, which includes details of (a) how remuneration and benefits are calculated and (b) the committee responsible for approving all remuneration policies within the firm, is also at the website address noted. All such documents are available in English, on paper and are free of charge on request.
- This Key Investor Information Document describes the Baillie Gifford Japanese Fund only. The Prospectus and the annual and interim reports and accounts are prepared for the whole ICVC.
- The Baillie Gifford Japanese Fund is a sub-fund of Baillie Gifford Overseas Growth Funds ICVC. The assets of the Fund are segregated from other sub-funds in the ICVC. This means that the assets of one sub-fund should not be used to meet the liabilities of another sub-fund.
- You can also find other information, including the Fund's latest prices, on our website.
- Tax laws in the United Kingdom may have an impact on your own tax position.
- You may at any time switch all or some of your shares in the Fund for shares in any fund of any of the Baillie Gifford ICVC(s).
- Baillie Gifford & Co Limited may be held liable solely on the basis of any statement contained in this document that is misleading, inaccurate or inconsistent with the relevant parts of the Prospectus for the Fund.
- To contact us please call Client Relations on 0800 917 2113 (fax 0131 275 3955), visit our website at www.bailliegifford.com or email us at trustenquiries@bailliegifford.com.
- Your call may be recorded for training or monitoring purposes.

Key Investor Information

DODGE & COX
WORLDWIDE FUNDS

This document provides you with key investor information about this fund. It is not marketing material. The information is required by law to help you understand the nature and the risks of investing in this fund. You are advised to read it so you can make an informed decision about whether to invest.

Dodge & Cox Worldwide Funds plc – U.S. Stock Fund

GBP Accumulating Class

A sub-fund of Dodge & Cox Worldwide Funds plc

ISIN: IE00B50M4X14

SEDOL: B50M4X1

CUSIP: G2800S174

OBJECTIVES AND INVESTMENT POLICY

The fund seeks long-term growth of principal and income.

The Fund invests primarily in a diversified portfolio of U.S. equity securities. Under normal circumstances, the Fund will invest at least 80% of its total assets in common stocks, preferred stocks, securities convertible into common stocks and securities that carry the right to buy common stocks, including depositary receipts evidencing ownership of common stocks. The Fund may also purchase other types of securities, for example, preferred stocks, and debt securities which are convertible into common stock. The Fund may invest up to 10% of its total assets in U.S. dollar-denominated securities of non-U.S. issuers traded in the United States that are not in the S&P 500.

In selecting investments, the Fund invests primarily in companies that, in Dodge & Cox's opinion, appear to be temporarily undervalued by the stock market but have a favourable outlook for long-term growth. The Fund focuses on the underlying financial condition and prospects of individual companies, including future earnings, cash flow, and dividends. Various other factors, including financial strength, economic condition, competitive advantage,

quality of the business franchise, and the reputation, experience, and competence of a company's management are weighed against valuation in selecting individual securities. The Fund typically invests in medium-to-large well established companies based on standards of the applicable market. The fund may use derivatives to manage risk and help meet the fund's objective. A derivative is a financial instrument whose value is based on the performance of another financial asset, index, or investment. The fund may invest in other types of eligible investments which are disclosed in the fund's prospectus.

The base currency of the fund is U.S. dollars; your shares are denominated in pound sterling.

You may sell your shares on each day when banks in Ireland are open for normal business and the New York Stock Exchange is open for trading.

Dividend income will be reinvested in the fund and will not be distributed to you.

Recommendation: this fund may not be appropriate for investors who plan to withdraw their money within a short period of time.

RISK AND REWARD PROFILE

◀ Lower Risk				Higher Risk ▶		
◀ Typically Lower Rewards				Typically Higher Rewards ▶		
1	2	3	4	5	6	7

This risk and reward indicator is designed to provide you with a measure of the price movement of this share class based on historical data over the past five years.

The indicator may not be a reliable indication of the future risk profile of the fund. The risk category shown is not guaranteed to remain unchanged and may shift over time.

The lowest category does not mean a risk-free investment.

This share class of the fund is in category 5 because the fund invests mainly in equity and equity-related securities of companies. Such securities have historically been subject to significant price movements that may occur suddenly due to market or company-specific factors. As a result, the performance of the fund can fluctuate significantly over relatively short time periods.

The fund may also be exposed to other material risks that the risk indicator does not adequately capture. These may include:

- *Currency risk*: the risk of loss arising from exchange-rate fluctuations; and
- *Liquidity risk*: the risk that the fund may not be able to purchase or sell a security in a timely manner or at desired prices or achieve its desired weighting in a security.
- *Derivatives risk*: investment in derivatives may create leverage and may cause the fund to lose as much as or more than the amount invested.

More information on the risks of investing in this fund can be found in the fund's prospectus in the sections titled "Investment Risks and Special Considerations" and "Characteristics and Risks of Securities and Investment Techniques".

CHARGES

The charges you pay are used to pay the costs of running the fund, including the costs of marketing and distributing it. These charges reduce the potential growth of your investment.

One-off charges taken before or after you invest

Entry charge	None
Exit charge	None

This is the maximum that might be taken out of your money before it is invested or before the proceeds of your investment are paid out.

Charges taken from the fund over a year

Ongoing charges	0.63%
-----------------	-------

Charges taken from the fund under certain specific conditions

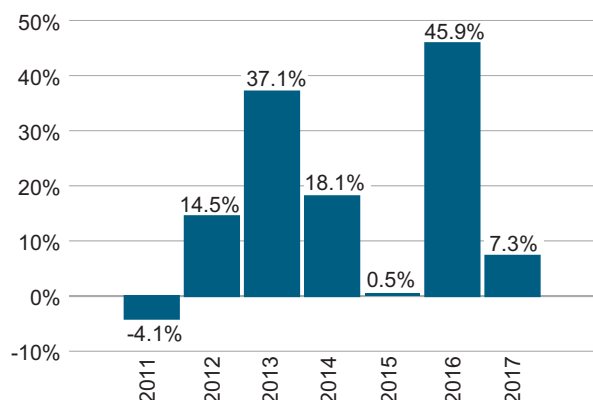
Performance fee	None
-----------------	------

The fund charges no entry or exit charges.

The ongoing charges shown are estimated and may vary from year to year. The figure does not include portfolio transaction costs and reflects a voluntary waiver by the investment manager of its investment management fee and/or out-of-pocket expenses, which may be discontinued at any time with 30 days notice to shareholders.

For more information about charges, please see the “Fees and Expenses” section of the fund’s prospectus.

PAST PERFORMANCE



- Past performance is not a reliable guide to future performance.
- The past performance shown here takes account of all charges and costs.
- Performance is calculated in the currency of the present share class.
- The fund and the present share class were launched in 2010.

PRACTICAL INFORMATION

The fund’s Depository is State Street Custodial Services (Ireland) Limited.

Further information on this fund including copies of the prospectus and the latest annual and half-yearly reports in English may be obtained free of charge online at dodgeandcoxworldwide.com/prospectus.asp or from the registered office of Dodge & Cox Worldwide Funds plc at 78 Sir John Rogerson’s Quay, Dublin 2, Ireland. Telephone: +353 1 242 5411.

The latest share price and further information on the fund (including other share classes of the fund) are available online at dodgeandcoxworldwide.com.

The fund is subject to tax laws and regulations in Ireland. This might have an impact on your personal tax position. For further details, please speak to your tax advisor.

The current remuneration policy of the fund, including a description of how remuneration and benefits are calculated and the identity of persons responsible for awarding the remuneration and benefits, is available at dodgeandcoxworldwide.com/fundinfo.asp. A paper copy of the policy is available free of charge upon request.

Dodge & Cox Worldwide Funds plc may be held liable solely on the basis of any statement contained in this document that is misleading, inaccurate, or inconsistent with the relevant parts of the prospectus for the fund.

The fund is a sub-fund of Dodge & Cox Worldwide Funds plc (the “umbrella fund”). The assets and liabilities of each sub-fund are segregated from other sub-funds of the umbrella fund. This document is specific to the fund and share class stated at the beginning of the document. The prospectus and the reports refer to all sub-funds of the umbrella fund. You may switch into shares of another sub-fund of the umbrella fund without charge.

Key Investor Information

This document provides you with key investor information about this fund. It is not marketing material. The information is required by law to help you understand the nature and the risks of investing in this fund. You are advised to read it so you can make an informed decision about whether to invest.

Fidelity Emerging Europe, Middle East and Africa Fund

a sub-fund of Fidelity Investment Funds

W Accumulation Shares (ISIN: GB00B87Z7808)

This fund is managed by FIL Investment Services (UK) Limited

Objectives and Investment Policy

- Aims to provide long-term capital growth.
- Invests primarily in the shares of companies having their head office or a main part of their activity in the less developed countries of Central, Eastern and Southern Europe (including Russia), the Middle East and Africa including countries which are considered emerging markets according to the MSCI Emerging Markets Europe, Middle East and Africa Index.
- Can use derivatives with the aim of risk or cost reduction or to generate additional capital or income in line with the fund's risk profile. May also make extensive use of derivatives including more complex instruments or strategies to achieve the investment objective and these may result in leverage. In such situations performance may rise or fall more than it would have done otherwise, reflecting such additional exposure.
- The fund has discretion in its choices of investments within its objectives and policies.
- Income is accumulated in the share price.
- Shares can usually be bought and sold each business day of the fund.
- This fund may not be appropriate for investors who plan to sell their shares in the fund within 5 years. Investment in the fund should be regarded as a long-term investment.

Risk and Reward Profile



- The risk category was calculated using historical performance data.
- The risk category may not be a reliable indication of the future risk profile of the fund, is not guaranteed and may change over time.
- The lowest category does not mean a "risk free" investment.
- The risk and reward profile is classified by the level of historical fluctuation of the Net Asset Values of the share class, and within this classification, categories 1-2 indicate a low level of historical fluctuations, 3-5 a medium level and 6-7 a high level.
- The value of your investment may fall as well as rise and you may get back less than you originally invested.
- Movements in currency exchange rates can adversely affect the return of your investment. The currency hedging may be used to minimise the effect of this but may not always be successful.
- The use of financial derivative instruments may result in increased gains or losses within the fund.
- Liquidity is a measure of how easily an investment can be converted into cash. Under certain market conditions assets may be more difficult to sell.
- Emerging markets may be more volatile and it could be harder to sell or trade securities. There may be less supervision, regulation and less well-defined procedures than in more developed countries. Emerging markets can be sensitive to political instability, which can result in greater volatility and uncertainty, subjecting the fund to the risk of losses.
- In some emerging markets, such as Russia, the safekeeping provisions for securities benefit from less governed standards.

Charges for this fund (ISIN: GB00B87Z7808)

The charges you pay are used to pay the costs of running the fund, including the costs of marketing and distributing it. These charges reduce the potential growth of your investment.

One-off charges taken before or after you invest

Entry charge	N/A
Exit charge	N/A

This is the maximum that might be taken out of your money before it is invested or before the proceeds of your investment are paid out.

Charges taken from the fund over a year

Ongoing charges	1.05%
-----------------	-------

Charges taken from the fund under certain specific conditions

Performance fee N/A

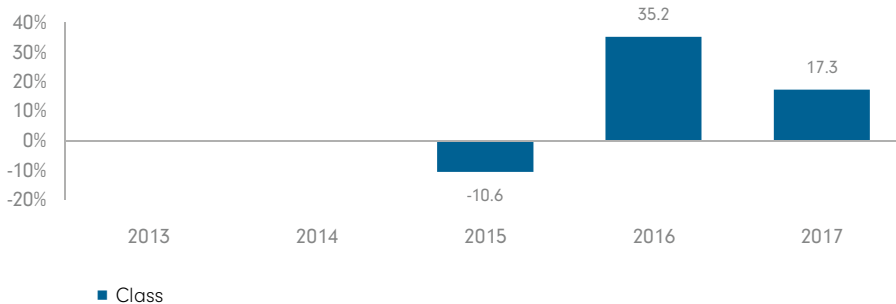
The entry and exit charges shown are maximum figures. In some cases you might pay less - you can find this out from your financial adviser / distributor.

The ongoing charges figure shown here for this class is an estimate of the charges. This figure may vary from year to year. It excludes:

- performance fees;
- portfolio transaction costs, except in the case of an entry/exit charge paid by the fund when buying or selling units in another collective investment undertaking.

For more information about charges, including the possibility that swing pricing may apply, please consult the most recent Prospectus.

Past Performance



Past performance is not a guide to future performance results.

If any, the past performance shown takes into account the ongoing charges with exception of any applicable entry/exit charges. The fund was launched on 14/01/2008. This class was launched on 07/03/2014. Past performance has been calculated in GBP.

If applicable, events in the fund's life which may have affected the performance history are highlighted as an ¹* in the chart, which may include changes to the fund's objective and details of such events can be found on our website or by requesting it from your appointed representative or your usual Fidelity contact. If applicable, the Investment Objective section shall refer to a benchmark and information on previous benchmarks may be found in the Annual Report and Accounts.

Practical Information

- The depositary is J.P.Morgan Europe Limited.
- For more information, please consult the Prospectus and latest Reports and Accounts which can be obtained free of charge in English and other main languages from the Fund Manager, the distributors or online at any time.
- Details of the summary Remuneration Policy are available via <https://www.fil.com>. A paper copy can be obtained free of charge in English from the Fund Manager.
- The Net Asset Values per Share are available at the registered office of the Fund Manager. They are also published online at www.fidelityinternational.com where other information is available.
- The tax legislation in United Kingdom may have an impact on your personal tax position. For further details you should consult a tax advisor.
- This document describes a sub-fund and share class of Fidelity Investment Funds (the 'investment company'). The Prospectus and Reports and Accounts are prepared for the entire investment company.
- FIL Investment Services (UK) Limited may be held liable solely on the basis of any statement contained in this document that is misleading, inaccurate or inconsistent with the relevant parts of the Prospectus for the investment company.
- The assets and liabilities of each sub-fund of Fidelity Investment Funds are segregated by law and with that assets of this sub-fund will not be used to pay liabilities of other sub-funds.
- More share classes are available for this investment company. Details can be found in the Prospectus.
- You have the right to switch from this share class into the same or possibly other share class types of this or another sub-fund. Details on switching rules can be found in the Prospectus.

Country in which this fund is authorised: United Kingdom. The Supervisory Authority is: Financial Conduct Authority.

Country in which FIL Investment Services (UK) Limited is authorised: United Kingdom. The Supervisory Authority is: Financial Conduct Authority.

This key investor information is accurate as at 30/05/2018.



Key Investor Information

This document provides you with key investor information about this Fund. It is not marketing material. The information is required by law to help you understand the nature and the risks of investing in this Fund. You are advised to read it so you can make an informed decision about whether to invest.

Invesco European Equity Fund (UK) (the "Fund") A sub-fund of Invesco European Investment Series ICVC (the "Company") Z Accumulation share class (ISIN: GB00B8N44J10) (the "Share Class")

The Fund is managed by Invesco Fund Managers Limited, part of the Invesco Group.

Objectives and Investment Policy

- The objective of the Fund is to achieve capital growth.
- The Fund invests primarily in shares of Continental European companies.
- The Fund may use derivatives (complex instruments) to manage the Fund more efficiently, with the aim of reducing risk, minimising costs and/or generating additional capital or income.
- The Fund is actively managed within its objectives and is not constrained by a benchmark.
- The reference to (UK) in the Fund name only relates to the Fund's domicile and is unrelated to the Fund's objectives and investment policy.
- You can buy, sell and switch shares in the Fund on any UK business day.
- Any income from your investment will be reinvested.
- Recommendation: The Fund may not be appropriate if you plan to withdraw your money within 5 years.

Risk and Reward Profile



- The Share Class is in risk category 6 due to the rises and falls of its price or simulated data in the past.
- As the Share Class' risk category has been calculated using historical data, it may not be a reliable indication of the Share Class' future risk profile.
- The risk category may change in the future and is not guaranteed.
- The lowest category does not mean a risk free investment.

Other Risks

- The value of investments and any income will fluctuate (this may partly be the result of exchange rate fluctuations) and you may not get back the full amount invested. Over time, inflation may erode the value of investments.
- The Fund may use derivatives (complex instruments) in an attempt to reduce the overall risk of its investments, reduce the costs of investing and/or generate additional capital or income, although this may not be achieved. The use of such complex instruments may result in greater fluctuations of the value of the Fund. The Manager, however, will ensure that the use of derivatives within the Fund does not materially alter the overall risk profile of the Fund.
- The Fund's performance may be adversely affected by variations in the relative strength of world currencies or if Sterling strengthens against those currencies.
- A more detailed description of risk factors that apply to this Fund is set out in Section 30 of the Prospectus.

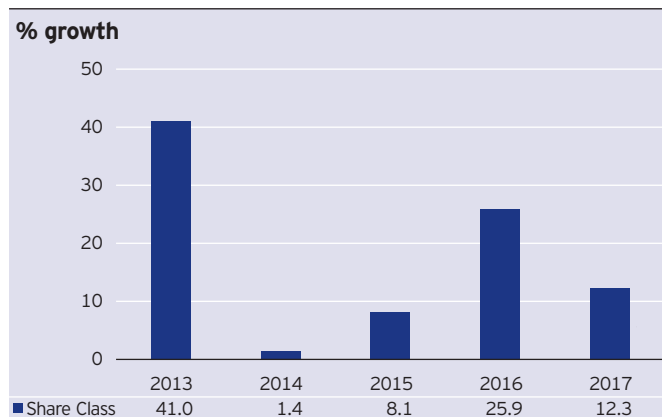
Charges

The charges you pay are used to pay the costs of running the Fund, including the costs of marketing and distributing it. These charges reduce the potential growth of your investment.

One-off charges taken before or after you invest	
Entry charge	None
Exit charge	None
Any charges shown above are the maximum that might be taken out of your money before it is invested.	
Charges taken from the Share Class over a year	
Ongoing charge	0.93%
Charges taken from the Share Class under certain specific conditions	
Performance fee	None

- The ongoing charge figure is based on a fixed, all-inclusive fee. The figure excludes portfolio transaction costs.
- For more information about charges please see Appendix 1 of the Prospectus.

Past Performance



- Fund launch date: 18 January 1986.
- Share Class launch date: 12 November 2012.
- The base currency of the Fund is Sterling.
- Performance figures are calculated in Sterling.
- Performance figures are calculated inclusive of reinvested income and net of the ongoing charge and portfolio transaction costs.
- Past performance is not a guide to future returns.

Practical Information

- Depositary: Citibank Europe plc, UK Branch.
- The UK tax regime may have an impact on your personal tax position.
- Invesco Fund Managers Limited may be held liable solely on the basis of any statement contained in this document that is misleading, inaccurate or inconsistent with the relevant parts of the Prospectus.
- The Company is structured by having different sub-funds. The assets and liabilities of each sub-fund are segregated by UK Law. As a consequence the assets of the Fund will not be available to meet the liabilities of another sub-fund within the Company.
- You are entitled to switch from this Fund to another fund within the Invesco ICVC fund range on request.
- More share classes are available for this Fund. You can find more information on our website.
- You can check the latest price for this Share Class on our website.
- Information on our remuneration policy is available on our website and can be obtained, free of charge, upon request.
- Further details can be found in the Prospectus and the Annual and Interim Reports, which can be obtained in English, free of charge, from www.invesco.co.uk or by calling us on 0800 085 8677.

This Fund is authorised in the United Kingdom and regulated by the Financial Conduct Authority. Invesco Fund Managers Limited is authorised in the United Kingdom and regulated by the Financial Conduct Authority. This Key Investor Information is accurate as at 01 October 2018.

This document provides you with key investor information about this fund. It is not marketing material. The information is required by law to help you understand the nature and the risks of investing in this fund. You are advised to read it so you can make an informed decision about whether to invest.

Standard Life Investments UK Equity Income Unconstrained Fund, a Sterling denominated sub fund of the Standard Life Investment Company II, Platform 1 Accumulation Shares (ISIN:GB00B79X9673). This fund is managed by Standard Life Investments (Mutual Funds) Limited.

Objectives and Investment Policy

The fund aims to provide income and some capital growth over the longer term by investing in UK equities.

The fund typically holds a concentrated portfolio of stocks and may also hold a proportion in bonds to supplement the income of the fund. The fund is actively managed by our investment team, who will select stocks, without reference to index weight or size, to try to take advantage of opportunities they have identified. Due to the unconstrained nature of the fund investors must be willing to accept a relatively high degree of stock specific risk.

The fund may use derivatives to reduce risk or cost, or to generate additional capital or income at proportionate risk (Efficient Portfolio Management).


Derivatives will only be used for hedging or to provide exposures that could be achieved through investment in the assets in which the fund is primarily invested. Usage of derivatives is monitored to ensure that the fund is not exposed to excessive or unintended risks.

Any income, for example dividend income, received by the fund will be reinvested.

Investors in the fund may buy and sell shares on any normal business day.

Recommendation: the fund may not be appropriate for investors who plan to withdraw their money within five years. Investors should satisfy themselves that their attitude to risk aligns with the risk profile of this fund before investing.

Risk and Reward Profile



This indicator reflects the volatility of the fund's share price over the last five years which in turn reflects the volatility of the underlying assets in which the fund invests. Historical data may not be a reliable indication for the future.

The current rating is not guaranteed and may change if the volatility of the assets in which the fund invests changes.

The lowest rating does not mean risk free.

The fund is rated as {5} because of the extent to which the following risk factors apply:

- The fund invests in equities and equity related securities. These are sensitive to variations in the stock markets which can be volatile and change substantially in short periods of time.
- The fund invests in securities which are subject to the risk that the issuer may default on interest or capital payments.
- The fund price can go up or down daily for a variety of reasons including changes in interest rates, inflation expectations or the perceived credit quality of individual countries or securities.
- A concentrated portfolio may be more volatile than a more broadly diversified one.
- The fund's investments are concentrated in the UK. This may result in

greater volatility than portfolios which are more geographically diversified.

- The use of derivatives carries the risk of reduced liquidity, substantial loss and increased volatility in adverse market conditions, such as a failure amongst market participants. The use of derivatives may result in the fund being leveraged (where market exposure and thus the potential for loss by the fund exceeds the amount it has invested) and in these market conditions the effect of leverage will be to magnify losses. The fund does not make extensive use of derivatives.

The fund employs a single swinging pricing methodology to protect against the dilution impact of transaction costs. A change in the pricing basis will result in movement in the fund's published price.

All investment involves risk. This fund offers no guarantee against loss or that the fund's objective will be attained.

Past performance is not a guide to future returns and future returns are not guaranteed. The price of assets and the income from them may go down as well as up and cannot be guaranteed; an investor may receive back less than their original investment.

Inflation reduces the buying power of your investment and income.

The value of assets held in the fund may rise and fall as a result of exchange rate fluctuations.

The fund could lose money if an entity (counterparty) with which it does business becomes unwilling or unable to honour its obligations to the fund.

In extreme market conditions some securities may become hard to value or sell at a desired price. This could affect the fund's ability to meet redemptions in a timely manner.

The fund could lose money as the result of a failure or delay in operational processes and systems including but not limited to third party providers failing or going into administration.

Charges

The charges you pay are used to pay the costs of running the fund including marketing and distributing it. These charges reduce the potential growth of your investment.

One off charges taken before or after you invest

Entry charge:	0.00%
Exit charge:	0.00%

This is the maximum that might be taken out of your money before it is invested/before the proceeds of your investment are paid out.

Charges taken from the fund over a year

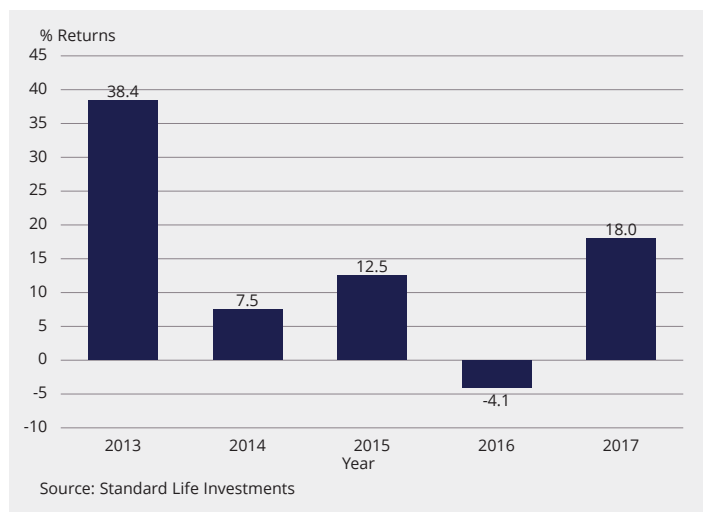
Ongoing charges:	1.15%
------------------	-------

Charges taken from the fund under certain specific conditions

Performance Fees:	None
-------------------	------

Past Performance

Standard Life Investments UK Equity Income Unconstrained Fund, Platform 1 Accumulation Shares, 31 December 2017



Practical Information

Name of Depository: Citibank Europe plc, UK Branch, Citigroup Centre, Canada Square, Canary Wharf, London E14 5LB.

Further information about Standard Life Investment Company II (Prospectus, report & accounts) can be found at www.standardlifeinvestments.com, where documents may be obtained free of charge.

Other practical information (e.g. where to find latest share prices) can be found in documents held at www.standardlifeinvestments.com.

Details of the up to date remuneration policy which includes a description of how remuneration and benefits are calculated, the identities of the persons responsible for awarding remuneration and benefits and the composition of the remuneration committee, are available at www.standardlifeinvestments.com and a paper copy will be available free of charge upon request from Standard Life Investments (Mutual Funds) Limited.

Prospective investors should consult their own professional advisers on the potential tax consequences of acquiring, holding or selling shares.

Standard Life Investments (Mutual Funds) Limited may be held liable solely on the basis of any statement contained in this document that is misleading, inaccurate or inconsistent with the relevant parts of the Prospectus for the Standard Life Investment Company II.

The entry and exit charges shown are maximum figures. In some cases you might pay less - you can find this out from your financial adviser.

The ongoing charges figure reflects the amount based on expenses for the year ending 31/10/2017. This figure may vary from year to year. It excludes: performance fees (where applicable); portfolio transaction costs, except in the case of an entry/exit charge paid by the fund when buying or selling in another collective investment undertaking.

A switching charge may be applied in accordance with the Prospectus. For more information about charges please see Prospectus.

For more information about charges, please see the Prospectus which is available at www.standardlifeinvestments.com.

Performance has been calculated over the stated period based on the share price of this share class. It does not take into account any entry, exit or switching charges but does take into account the ongoing charge, as shown in the Charges section.

Past performance is not a guide to future performance

The fund was launched in 2007. The share class was launched in 2012.

The performance of the share class is calculated in Sterling.

The fund does not have an index-tracking objective.

Other share classes are available in the fund and further information about these can be found in the Standard Life Investment Company II Prospectus.

Standard Life Investment Company II is an umbrella structure comprising a number of different sub funds, one of which is this fund.

This document is specific to the fund and share class stated at the beginning of this document. However, the Prospectus, annual and half-yearly reports are prepared for the entire umbrella.

The assets of a sub fund within the umbrella belong exclusively to that sub fund and shall not be used or made available to discharge (directly or indirectly) the liabilities of, or claims against, any other person or body including Standard Life Investment Company II and any other sub fund. Any liability incurred on behalf of or attributable to any sub fund shall be discharged solely out of the assets of that sub fund.

Investors may switch their shares in the fund for shares in another sub fund within Standard Life Investment Company II. For further information please refer to the prospectus (section on 'Switching') which can be found at www.standardlifeinvestments.com.

The Standard Life Investment Company II and Standard Life Investments (Mutual Funds) Limited are authorised in the United Kingdom and regulated by the Financial Conduct Authority. This Key Investor Information is accurate at 8/10/2018

Aberdeen Standard Investments is a brand of the investment businesses of Aberdeen Asset Management and Standard Life Investments. Standard Life Investments Limited is registered in Scotland (SC123321) at 1 George Street Edinburgh EH2 2LL and is authorised and regulated in the UK by the Financial Conduct Authority.

Key Investor Information

This document provides you with key investor information about this fund. It is not marketing material. The information is required by law to help you understand the nature and the risks of investing in this fund. You are advised to read it so you can make an informed decision about whether to invest.

Unicorn UK Income Fund ("the Fund") B Accumulation Shares

This is a sub-fund of Unicorn Investment Funds. The Fund is an Open Ended Investment Company. ISIN: GB00B9XQFY62. Unicorn Asset Management Limited is the Authorised Corporate Director (ACD) of the Fund.

Objectives and investment policy

The Fund aims to provide an income that is at least 10% higher than that produced by the FTSE All-Share Index.

The Fund will invest in shares of UK companies that are selected for their income rather than their ability to provide capital growth.

The Fund may also invest in smaller companies including companies listed on the AIM stock exchange.

AIM is the London Stock Exchange's International Market for smaller growing companies.

Any income this share class generates will be reinvested to grow the value of your investment.

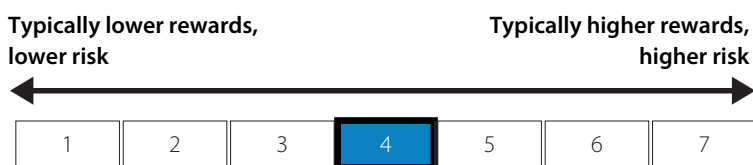
You can buy and sell shares on any business day in London.

Recommendation: this Fund may not be appropriate for investors who plan to withdraw their money within 5 years.

For full investment objectives and policy details please refer to the prospectus.

Risk and reward profile

The Risk and Reward Indicator table demonstrates where the Fund ranks in terms of its potential risk and reward. The higher the rank the greater the potential reward but the greater the risk of losing money. It is based on past data, may change over time and may not be a reliable indication of the future risk profile of the Fund. The shaded area in the table below shows the Fund's ranking on the Risk and Reward Indicator.



- The Fund is ranked at 4 because funds of this type have experienced average rises and falls in value in the past. Please note that even the lowest risk class can lose you money and that extreme market circumstances can mean you suffer severe losses in all cases. The indicator does not take into account the following risks of investing in this Fund:
- Smaller company shares, including AIM companies, can be riskier as they may be more difficult to buy and sell and their share prices may fluctuate more than that of a larger company.
- The level of targeted income is not guaranteed and may not be achieved.
- For further risk information please see the prospectus.

Charges

The charges you pay are used to pay the costs of running the Fund, including the costs of marketing and distributing it. These charges reduce the potential growth of your investment.

One-off charges taken before or after you invest

Entry charge	2.50%
Exit charge	0.00%

These are the maximum charges that we might take out of your money before it is invested and before we pay out the sale proceeds of your investment. In some cases, you might pay less and you should speak to your financial adviser about this.

Charges taken from the Fund over a year

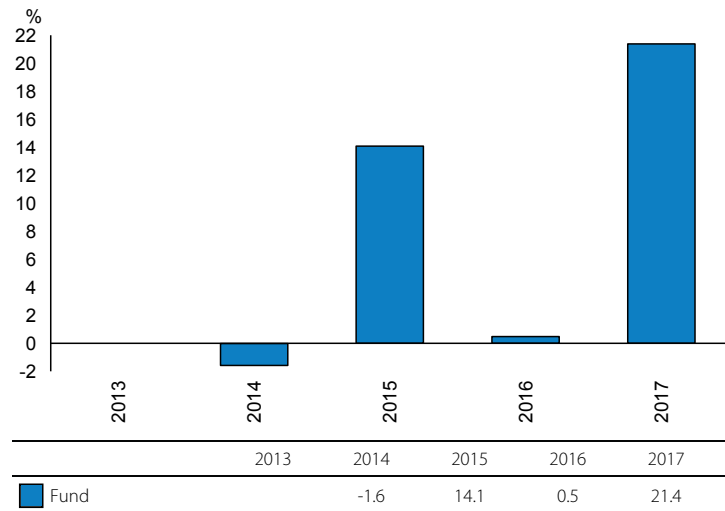
Ongoing charges	0.80%
-----------------	-------

Charges taken from the Fund under specific conditions

Performance fee	NONE
-----------------	------

- The ongoing charges figure is based on the last year's expenses and may vary from year to year. It excludes the costs of buying or selling assets for the Fund (unless these assets are shares of another fund).
- For the ongoing charge, the figure is as at 31 March 2018.
- Switching charge (for switching into the Fund from another fund) 2.50%.
- Certain charges are deducted from the capital of the Fund. This may allow more income to be paid but it may also restrict capital growth.
- For more information about charges, please see the prospectus.

Past performance



Source: FE 2018

- You should be aware that past performance is not a guide to future performance.
- Fund launch date: 24/05/2004.
- Share/unit class launch date: 28/05/2013.
- Performance is calculated in GBP.

Practical information

- This document is issued by Unicorn Asset Management Limited and contains information on the B Accumulation Shares only.
- Each fund of the Company has its own pool of assets and liabilities, segregated by law. If one fund were unable to pay for its liabilities the assets of the other funds could not be used to pay for those liabilities.
- You can get further detailed information regarding the Fund, including details of the investment manager and how to switch, buy and sell shares and other share classes available, within the prospectus, the supplementary information document and the annual and half yearly managers' reports. You can get these free of charge from Unicorn Asset Management Limited, Springfield Lodge, Colchester Road, Chelmsford, Essex CM2 5PW or from our website: www.unicornam.com. These are available in English only. You can also call us on 0345 026 4287, or look on our website for the latest share prices.
- Details of the Fund's remuneration policy (including a description of how remuneration and benefits are calculated and the identities of persons responsible for awarding remuneration and benefits) are available at www.unicornam.com/policies-and-disclosures/ or by requesting a paper copy free of charge (see above for contact details).
- The Depositary of the Fund is HSBC Bank plc.
- Please note that the tax laws of the United Kingdom may impact your own tax position.
- Unicorn Asset Management Limited may be held liable solely on the basis of any statement contained in this document that is misleading, inaccurate or inconsistent with the relevant parts of the prospectus for the Fund.